

2013-14 Ohio Valley Conference Men's Basketball Report



March 17, 2014
FOR IMMEDIATE RELEASE
Contact: Kyle Schwartz
Phone: (615) 690-6685
Email: kschwartz@ovc.org

Ohio Valley Conference
215 Centerview Drive, Suite 115
Brentwood, Tennessee 37027
OVCSports.com/ OVCDigitalNetwork.com
@OVCSports



OVC STANDINGS

(In Games Through March 16)

	CONFERENCE								OVERALL						
	W	L	Pct.	Home	Away	Streak	vs. East	vs. West	W	L	Pct.	Home	Away	Neutral	Streak
EAST DIVISION															
Belmont*#@	14	2	.875	8-0	6-2	W6	8-2	6-0	24	9	.727	12-1	9-7	3-1	L1
Eastern Kentucky*%	11	5	.688	6-2	5-3	W4	7-3	4-2	24	9	.727	12-2	8-6	4-1	W7
Morehead State*&	10	6	.625	4-4	6-2	L3	5-5	5-1	20	13	.606	9-5	9-6	2-2	L1
Tennessee Tech*	9	7	.533	5-3	4-4	W1	6-4	3-3	17	16	.515	10-4	6-9	1-3	L1
Jacksonville State	4	12	.250	3-5	1-7	L8	1-9	3-3	10	21	.323	7-6	2-14	1-1	L8
Tennessee State	4	12	.250	2-6	2-6	L1	3-7	1-5	5	25	.167	3-10	2-13	0-2	L1
WEST DIVISION															
Murray State*^	13	3	.813	8-0	5-3	L1	5-1	8-2	18	11	.621	13-1	5-9	0-1	L2
Southeast Missouri*	8	8	.500	5-3	3-5	W4	3-3	5-5	18	14	.563	9-4	5-9	4-1	L1
Eastern Illinois*	7	9	.438	4-4	3-5	W1	2-4	5-5	11	19	.367	7-7	4-11	0-1	L1
SIUE*	7	9	.438	5-3	2-6	L3	1-5	6-4	11	20	.355	9-5	2-12	0-3	L4
Austin Peay	6	10	.375	4-4	2-6	W1	2-4	4-6	12	18	.400	8-6	3-11	1-1	W1
UT Martin	3	13	.188	2-6	1-7	L4	1-5	2-8	8	23	.258	5-10	3-13	0-0	L4

- Regular Season Champions % - OVC Tournament Champions *OVC Tournament Participant @ - NIT ^ - CIT & - CBI

THIS WEEK'S SCHEDULE

2014 NCAA Division I Championship - South Region (St. Louis, Mo.)

Friday, March 21 - Second Round

#2 Kansas (24-9) vs. #15 Eastern Kentucky (24-9), 3:10 p.m. (TV: TBS)

Sunday, March 23 - Third Round

Kansas/Eastern Kentucky vs. #7 New Mexico/#10 Stanford, TBA

2014 National Invitational Tournament (NIT)

Tuesday, March 18 - First Round

#5 Belmont (24-9) at #4 Green Bay (24-6), 7:15 p.m. (ESPN3)

Second Round (Date TBD)

Belmont/Green Bay vs. #1 St. John's/#8 Robert Morris, TBA

2014 College Basketball Invitational (CBI)

Wednesday, March 19 - First Round

Morehead State (20-13) at Illinois State (16-15), 7:05 p.m.

Monday, March 24 - Second Round

Morehead State/Illinois State vs. Texas A&M/Wyoming, TBA

2014 CollegeInsider.com Postseason Tournament (CIT)

Wednesday, March 19 - First Round

Murray State (18-11) at Missouri State (20-12), 7:05 p.m.

LAST WEEK'S RESULTS

2014 OVC Basketball Championship

Municipal Auditorium - Nashville, Tenn.

Wednesday, March 5 (First Round)

#5 Tennessee Tech 74, #8 SIUE 67

#6 Southeast Missouri 79, #7 Eastern Illinois 61

Thursday, March 6 (Quarterfinals)

#4 Morehead State 76, #5 Tennessee Tech 61

#3 Eastern Kentucky 84, #6 Southeast Missouri 76

Friday, March 7 (Semifinals)

#1 Belmont 86, #4 Morehead State 63

#3 Eastern Kentucky 86, #2 Murray State 83

Saturday, March 8 (Championship)

#3 Eastern Kentucky 79, #1 Belmont 73

2014 OVC Men's Basketball All-Tournament Team

Corey Walden, Eastern Kentucky (MVP)

Glenn Cosey, Eastern Kentucky

Tarius Johnson, Eastern Kentucky

J.J. Mann, Belmont

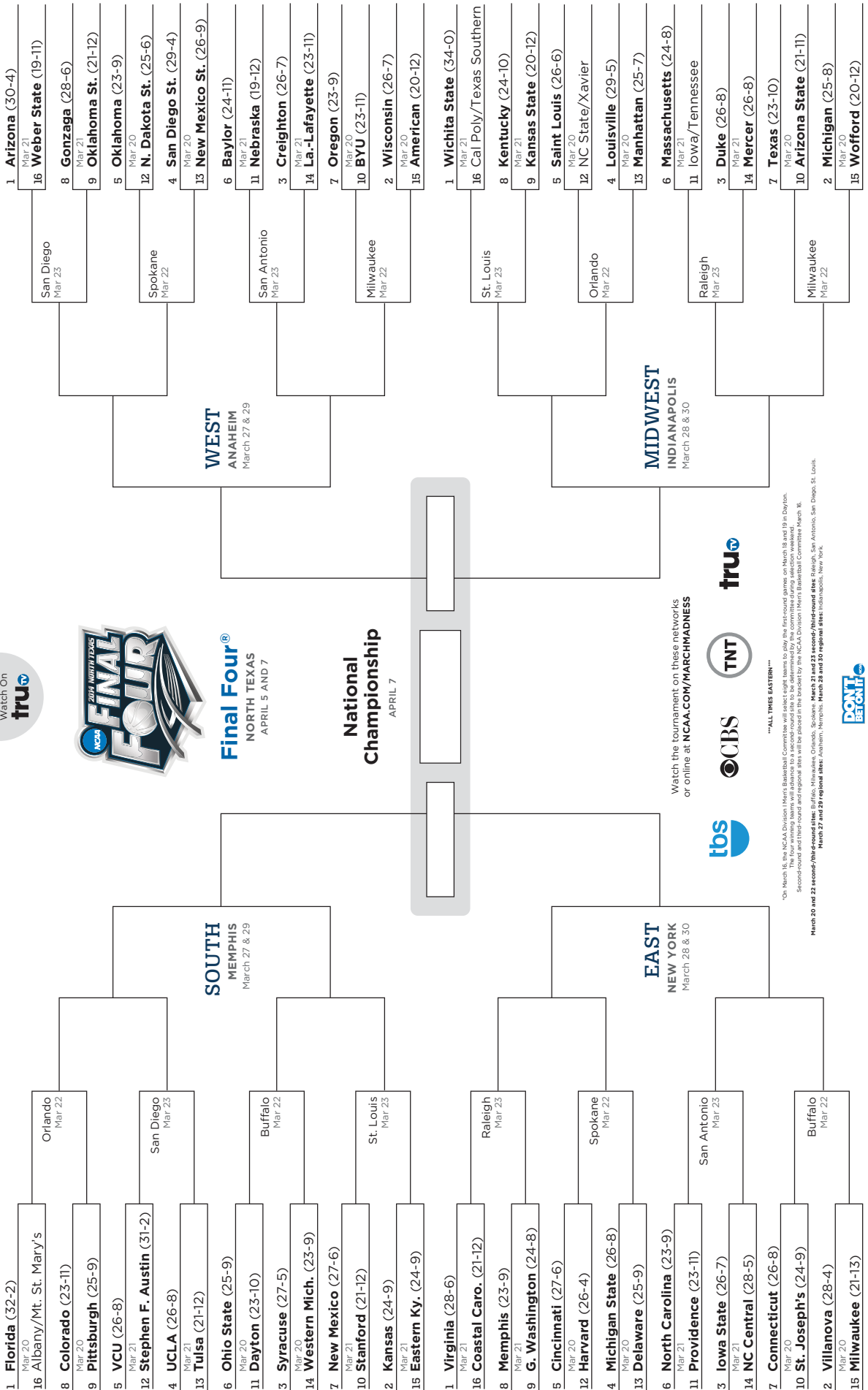
Cameron Payne, Murray State

ALL TIMES CENTRAL

Second Round MARCH 20-21	Third Round MARCH 22-23	Regional Semifinals MARCH 27-28	National Semifinals APRIL 5	Regional Finals MARCH 29-30	Regional Semifinals MARCH 22-23	Second Round MARCH 20-21
-----------------------------	----------------------------	---------------------------------------	-----------------------------------	-----------------------------------	---------------------------------------	-----------------------------

First Four®

16 Albany (18-14) Mar 18 - truTV 16 Mt. St. Mary's (16-16)	12 NC State (21-13) Mar 18 - truTV 12 Xavier (21-12)	16 Cal Poly (13-19) Mar 19 - truTV 16 Texas Southern (19-14)	11 Iowa (20-12) Mar 19 - truTV 11 Tennessee (21-12)
------------------------------------------------------------------	------------------------------------------------------------	--------------------------------------------------------------------	-----------------------------------------------------------



ALL TIMES EASTERN

*On March 18, the NCAA Division I Men's Basketball Committee will select eight teams to play the first-round games on March 18 and 19 in Dayton, Ohio. The 2014 First Four games will be broadcast on truTV. The 2014 First Four games will be broadcast on truTV. The 2014 First Four games will be broadcast on truTV.

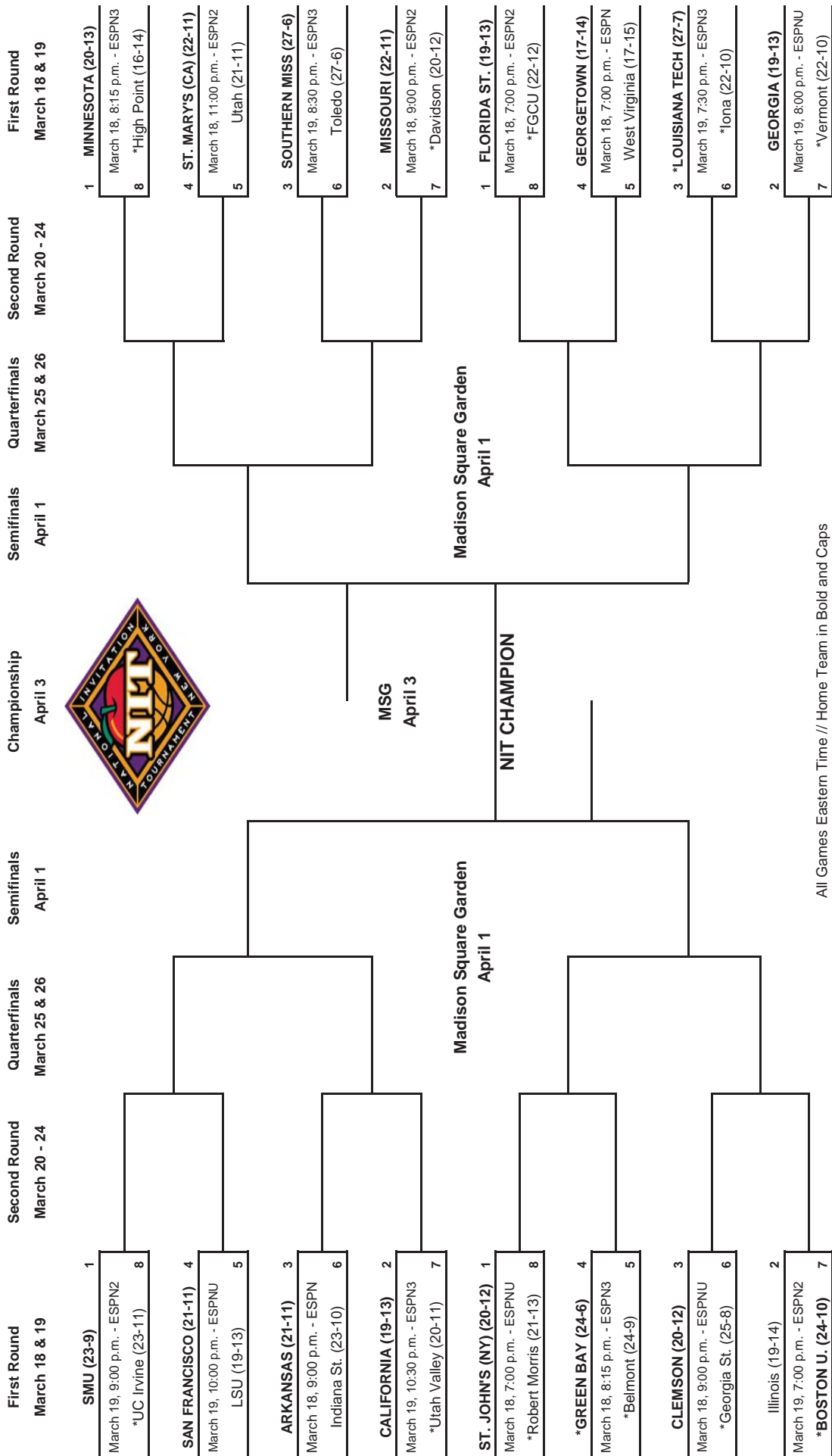
Second-round and third-round and regional sites will be placed in the brackets by the NCAA Division I Men's Basketball Committee March 16. March 20 and 22 second-/third-round sites: Buffalo, Milwaukee, Orlando, Spokane. March 21 and 23 second-/third-round sites: Raleigh, San Antonio, San Diego, St. Louis. March 27 and 29 regional sites: Anaheim, Memphis. March 28 and 30 regional sites: Indianapolis, New York.



Watch the tournament on these networks
or online at NCAA.COM/MARCHMADNESS



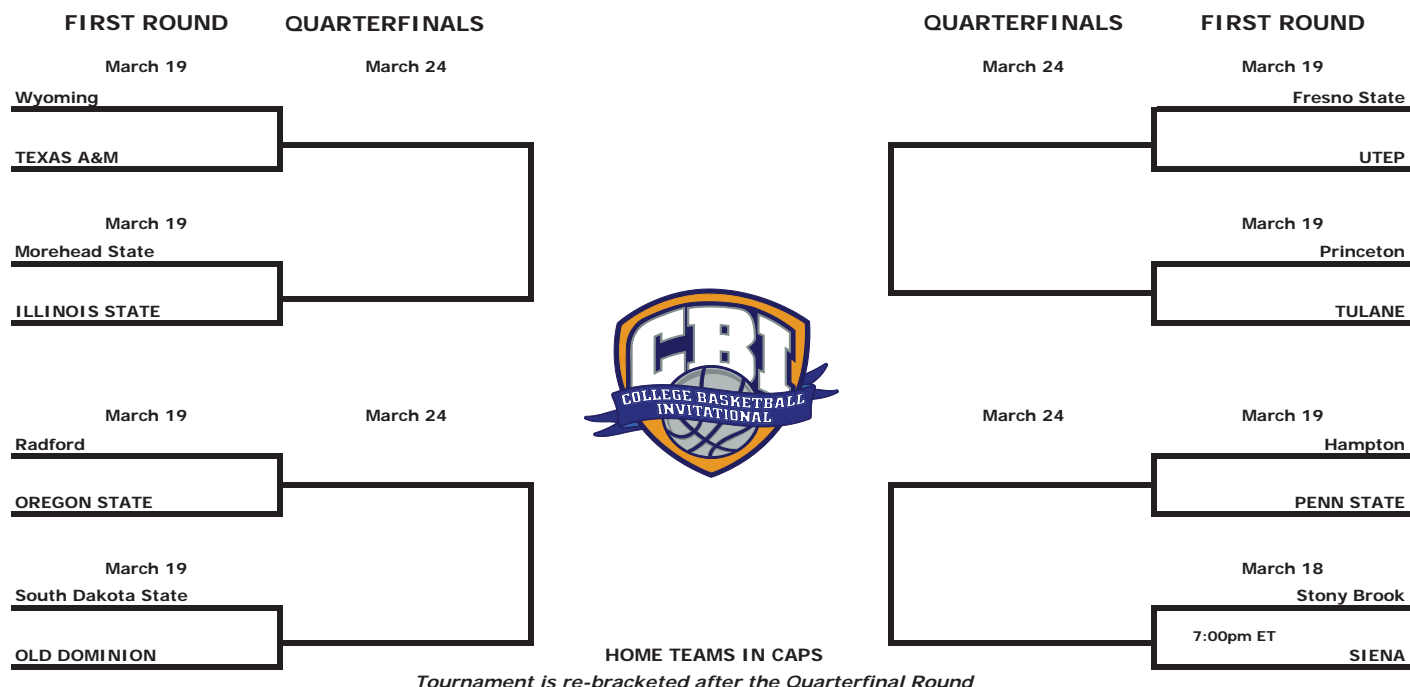
2014 NATIONAL INVITATION TOURNAMENT®



All Games Eastern Time // Home Team in Bold and Caps
*Automatic Qualifiers - Regular Season Conference Champions

© Copyright 2014 NIT, L.L.C.

2014 College Basketball Invitational



SEMIFINALS



CHAMPIONSHIP SERIES

Championship Series is a Best-of-Three

March 31
April 2
April 4*

**if necessary*



Television Schedule

March 24
7:00pm (ET)
9:00pm (ET)

March 31, April 2, April 4*
TBA
**if necessary*

THE GAZELLE GROUP, INC.
475 WALL STREET, PRINCETON, NJ 08540 (TEL) 609-921-1300 (FAX) 609-921-2332
WWW.GAZELLEGROUP.COM



2014 Ohio Valley Conference Basketball Championship March 5-8 Municipal Auditorium Nashville, Tennessee



Men's Bracket

WEDNESDAY, MARCH 5
(First Round)

THURSDAY, MARCH 6
(Quarterfinals)

FRIDAY, MARCH 7
(Semifinals)

SATURDAY, MARCH 8
(Championship)

#5 Tennessee Tech 74

GAME 1 - 6:00 p.m.
(OVC Digital Network)

#8 SIUE 67

#5 Tennessee Tech 61

GAME 3 - 6:00 p.m.
(OVC Digital Network)

#4 Morehead State 76

#4 Morehead State 63

GAME 5 - 6:30 p.m.
(ESPNU)

#1 Belmont 86

#1 Belmont 73

GAME 7 - 6:00 p.m.
(ESPN2)

#3 Eastern Kentucky

**OVC Champion
and NCAA Automatic
Qualifier**

#2 Murray State 83

GAME 6 - 9:00 p.m.
(ESPNU)

#3 Eastern Kentucky 79

#3 Eastern Kentucky 84

GAME 4 - 8:00 p.m.
(OVC Digital Network)

#6 Southeast Missouri 76

#3 Eastern Kentucky 86

#6 Southeast Missouri 79

GAME 2 - 8:00 p.m.
(OVC Digital Network)

#7 Eastern Illinois 61

All Times Central

OVC TOURNAMENT HISTORY

Tournament Champions

1948-49	Western Kentucky	1989-90	Murray State
1949-50	Eastern Kentucky	1990-91	Murray State
1950-51	Murray State	1991-92	Murray State
1951-52	Western Kentucky	1992-93	Tennessee State
1952-53	Western Kentucky	1993-94	Tennessee State
1953-54	Western Kentucky	1994-95	Murray State
1954-55	Eastern Kentucky	1995-96	Austin Peay
1963-64	Murray State	1996-97	Murray State
1964-65	Western Kentucky	1997-98	Murray State
1965-66	Western Kentucky	1998-99	Murray State
1966-67	Tennessee Tech	1999-00	Southeast Missouri
1974-75	Middle Tennessee	2000-01	Eastern Illinois
1975-76	Western Kentucky	2001-02	Murray State
1976-77	Middle Tennessee	2002-03	Austin Peay
1977-78	Western Kentucky	2003-04	Murray State
1978-79	Eastern Kentucky	2004-05	Eastern Kentucky
1979-80	Western Kentucky	2005-06	Murray State
1980-81	Western Kentucky	2006-07	Eastern Kentucky
1981-82	Middle Tennessee	2007-08	Austin Peay
1982-83	Morehead State	2008-09	Morehead State
1983-84	Morehead State	2009-10	Murray State
1984-85	Middle Tennessee	2010-11	Morehead State
1985-86	Akron	2011-12	Murray State
1986-87	Austin Peay	2012-13	Belmont
1987-88	Murray State	2013-14	Eastern Kentucky
1988-89	Middle Tennessee		

Tournament Champions Breakdown

Murray State	15
Western Kentucky	10
Eastern Kentucky	6
Middle Tennessee	5
Austin Peay	4
Morehead State	4
Tennessee State	2
Akron	1
Belmont	1
Eastern Illinois	1
Southeast Missouri	1
Tennessee Tech	1

All-Time Tournament Records By Team

Akron (1978-87).....	4-2
Austin Peay (1962-present)	38-33
Belmont (2012-present).....	3-1
East Tennessee State (1957-78)	3-6
Eastern Illinois (1996-present)	5-11
Eastern Kentucky (1948-present).....	36-33
Evansville (1948-52)	1-4
Jacksonville State (2003-present)	2-4
Louisville (1948-50)	2-1
Marshall (1949-52)	2-4
Middle Tennessee State (1952-00)	23-24
Morehead State (1948-present)	29-40
Murray State (1948-present)	63-34
Samford (2003-08)	3-5
Southeast Missouri State (1991-present)	10-12
SIUE (2012-present).....	0-1
Tennessee State (1986-present)	12-23
Tennessee Tech (1949-present)	24-41
UT Martin (1992-present)	2-8
Western Kentucky (1948-82)	34-7
Youngstown State (1980-88)	3-5

2013-14 adidas® OVC PLAYERS OF THE WEEK

PLAYER

Nov. 11	Jarekious Bradley, Southeast Missouri
Nov. 18	J.J. Mann, Belmont
Nov. 25	Craig Bradshaw, Belmont
	Chad Posthumus, Morehead State
Dec. 2	Angelo Warner, Morehead State
	Lucas Nutt, Southeast Missouri
Dec. 9	J.J. Mann, Belmont
Dec. 16	Chris Horton, Austin Peay
Dec. 23	Drew Kelly, Morehead State
Dec. 30	Jarekious Bradley, Southeast Missouri
Jan. 6	Glenn Cosey, Eastern Kentucky
Jan. 13	Patrick Miller, Tennessee State
Jan. 20	Rozell Nunn, SIUE
Jan. 27	J.J. Mann, Belmont
Feb. 3	Glenn Cosey, Eastern Kentucky
Feb. 10	J.J. Mann, Belmont
	Angelo Warner, Morehead State
Feb. 17	Sherman Blanford, Eastern Illinois
Feb. 24	Tyler Stone, Southeast Missouri
Mar. 3	Tyler Stone, Southeast Missouri

NEWCOMER

Nov. 11	Jarekious Bradley, Southeast Missouri
Nov. 18	Drew Windler, Belmont
Nov. 25	Jarekious Bradley, Southeast Missouri
Dec. 2	Jarekious Bradley, Southeast Missouri
Dec. 9	Jarekious Bradley, Southeast Missouri
Dec. 16	Jarekious Bradley, Southeast Missouri
Dec. 23	T.J Sapp, Murray State
Dec. 30	Chris Olivier, Eastern Illinois
	Jarekious Bradley, Southeast Missouri
Jan. 6	Jarvis Williams, Murray State
Jan. 13	Jarvis Williams, Murray State
Jan. 20	Rozell Nunn, SIUE
Jan. 27	Jarvis Williams, Murray State
Feb. 3	Jarvis Williams, Murray State
Feb. 10	Jarvis Williams, Murray State
	Donivine Stewart, SIUE
Feb. 17	Jarvis Williams, Murray State
Feb. 24	Jarekious Bradley, Southeast Missouri
Mar. 3	Jarvis Williams, Murray State

FRESHMAN

Nov. 11	Cameron Payne, Murray State
Nov. 18	Antonius Cleveland, Southeast Missouri
Nov. 25	Evan Bradds, Belmont
Dec. 2	Evan Bradds, Belmont
	Antonius Cleveland, Southeast Missouri
Dec. 9	Cameron Payne, Murray State
Dec. 16	Shirmane Thomas, Tennessee Tech
Dec. 23	Antonius Cleveland, Southeast Missouri
Dec. 30	Evan Bradds, Belmont
Jan. 6	Cameron Payne, Murray State
Jan. 13	Cameron Payne, Murray State
Jan. 20	Evan Bradds, Belmont
Jan. 27	Cameron Payne, Murray State
Feb. 3	Cameron Payne, Murray State
Feb. 10	Cameron Payne, Murray State
Feb. 17	Cameron Payne, Murray State
Feb. 24	Cameron Payne, Murray State
	Antonius Cleveland, Southeast Missouri
Mar. 3	Antonius Cleveland, Southeast Missouri

OVC POSTSEASON HISTORY BY TEAM

Austin Peay (2-7 NCAA: 1-2 NIT: 0-1 CIT: 0-1 CBI)

1973 -- NCAA	Austin Peay 77, Jacksonville 75 Kentucky 106, Austin Peay 100 (OT) Marquette 88, Austin Peay 73
1974 -- NCAA	Notre Dame 108, Austin Peay 73
1987 -- NCAA	Austin Peay 68, Illinois 67 Providence 90, Austin Peay 87 (OT) Georgia Tech 90, Austin Peay 70
1996 -- NCAA	Louisville 86, Austin Peay 64
2003 -- NCAA	Austin Peay 65, Belmont 59
2004 -- NIT	George Mason 66, Austin Peay 60
2007 -- NIT	Air Force 75, Austin Peay 51
2008 -- NCAA	Texas 82, Austin Peay 64
2009 -- CIT	Bradley 81, Austin Peay 74
2011 -- CBI	Boise State 83, Austin Peay 80

Belmont (0-1 NCAA)

2013 -- NCAA	Arizona 81, Belmont 64
--------------	------------------------

Eastern Illinois (0-1 NCAA)

2001 -- NCAA	Arizona 101, Eastern Illinois 76
--------------	----------------------------------

Eastern Kentucky (0-7 NCAA: 1-1 CIT: 0-1 CBI)

1953 -- NCAA	Notre Dame 72, Eastern Kentucky 57
1959 -- NCAA	Louisville 77, Eastern Kentucky 63
1965 -- NCAA	DePaul 99, Eastern Kentucky 52
1972 -- NCAA	Florida State 83, Eastern Kentucky 81
1979 -- NCAA	Tennessee 97, Eastern Kentucky 81
2005 -- NCAA	Kentucky 72, Eastern Kentucky 64
2007 -- NCAA	North Carolina 86, Eastern Kentucky 65
2010 -- CBI	College of Charleston 82, Eastern Kentucky 79
2013 -- CIT	Eastern Kentucky 69, Gardner-Webb 62 Evansville 86, Eastern Kentucky 72

Morehead State (6-8 NCAA: 0-0 NIT: 1-1 CBI)

1956 -- NCAA	Morehead State 107, Marshall 92 Iowa 97, Morehead State 83 Morehead State 85, Wayne 84
1957 -- NCAA	Pittsburgh 86, Morehead State 85
1961 -- NCAA	Morehead State 71, Xavier 66 Kentucky 71, Morehead State 64 Louisville 72, Morehead State 59
1983 -- NCAA	Syracuse 74, Morehead State 59
1984 -- NCAA	Morehead State 70, North Carolina A&T 69 Louisville 72, Morehead State 59
2009 -- NCAA	Morehead State 58, Alabama State 43 Louisville 74, Morehead State 54
2010 -- CBI	Morehead State 74, Colorado State 60 Boston University 91, Morehead State 89 (OT)
2011 -- NCAA	Morehead State 62, Louisville 61 Richmond 65, Morehead State 48

Murray State (3-15 NCAA: 2-7 NIT)

1964 -- NCAA	Loyola-Chicago 101, Murray State 91
1969 -- NCAA	Marquette 82, Murray State 62
1980 -- NIT	Murray State 53, Jacksonville 49 Murray State 70, Alabama 62 Illinois 65, Murray State 63
1982 -- NIT	Nevada-Las Vegas 87, Murray State 61
1983 -- NIT	Wake Forest 87, Murray State 80
1988 -- NCAA	Murray State 78, North Carolina State 75 Kansas 61, Murray State 58
1989 -- NIT	Penn State 89, Murray State 73
1990 -- NCAA	Michigan State 75, Murray State 71 (OT)
1991 -- NCAA	Alabama 89, Murray State 79
1992 -- NCAA	Arkansas 80, Murray State 69
1994 -- NIT	Bradley 66, Murray State 58
1995 -- NCAA	North Carolina 80, Murray State 69
1996 -- NIT	Missouri 89, Murray State 85
1997 -- NCAA	Duke 71, Murray State 68
1998 -- NCAA	Rhode Island 97, Murray State 74
1999 -- NCAA	Ohio State 72, Murray State 58
2002 -- NCAA	Georgia 85, Murray State 68
2004 -- NCAA	Illinois 72, Murray State 53
2006 -- NCAA	North Carolina 69, Murray State 65
2010 -- NCAA	Murray State 66, Vanderbilt 65 Butler 54, Murray State 52
2011 -- NIT	Missouri State 89, Murray State 76
2012 -- NCAA	Murray State 58, Colorado State 41 Marquette 62, Murray State 53

Southeast Missouri (0-1 NCAA)

2000 -- NCAA	Louisiana State 64, Southeast Missouri 61
--------------	-------------------------------------------

Tennessee State (0-2 NCAA: 0-2 CIT)

1993 -- NCAA	Seton Hall 81, Tennessee State 59
1994 -- NCAA	Kentucky 83, Tennessee State 70
2012 -- CIT	Mercer 68, Tennessee State 60
2013 -- CIT	Evansville 84, Tennessee State 72

Tennessee Tech (0-2 NCAA: 3-2 NIT: 0-2 CIT)

1958 -- NCAA	Notre Dame 94, Tennessee Tech 61
1963 -- NCAA	Loyola-Chicago 111, Tennessee Tech 42
1985 -- NIT	Tennessee 65, Tennessee Tech 62 Tennessee Tech 64, Georgia State 62 Tennessee Tech 68, Dayton 59 Tennessee Tech 80, Yale 61
2002 -- NIT	Memphis 79, Tennessee Tech 73
2011 -- CIT	Western Michigan 74, Tennessee Tech 66
2012 -- CIT	Georgia State 74, Tennessee Tech 43

UT Martin (0-0 NCAA: 0-1 NIT)

2009 -- NIT	Auburn 87, UT Martin 82
-------------	-------------------------

Former OVC Members

Akron (0-1 NCAA: 0-1 NIT)

1986 -- NCAA	Michigan 10, Akron 64
1987 -- NIT	Illinois State 77, Akron 72

East Tennessee State (1-2, NCAA)

1968 -- NCAA	East Tennessee 79, Florida 69 Ohio State 79, East Tennessee 72 Marquette 69, East Tennessee 57
--------------	------------------------------------------------------------------------------------------------------

Middle Tennessee (2-6 NCAA: 2-2 NIT)

1975 -- NCAA	Oregon State 78, Middle Tennessee 67
1977 -- NCAA	Detroit 93, Middle Tennessee 76
1982 -- NCAA	Middle Tennessee 50, Kentucky 40 Louisville 81, Middle Tennessee 76
1985 -- NCAA	North Carolina 77, Middle Tennessee 59
1986 -- NIT	Clemson 99, Middle Tennessee 81
1987 -- NCAA	Notre Dame 84, Middle Tennessee 71
1988 -- NIT	Middle Tennessee 85, Tennessee 80 Middle Tennessee 69, Georgia 59 Boston College 78, Middle Tennessee 69
1989 -- NCAA	Middle Tennessee 97, Florida State 83 Virginia 104, Middle Tennessee 88

Western Kentucky (10-12 NCAA, 4-8 NIT)

1949 -- NIT	Bradley 95, Western Kentucky 86
1950 -- NIT	Western Kentucky 79, Niagara 60 St. John's 69, Western Kentucky 60
1952 -- NIT	Western Kentucky 62, Louisville 59 St. Bonaventure 70, Western Kentucky 60
1953 -- NIT	Duquense 69, Western Kentucky 61
1954 -- NIT	Western Kentucky 95, Bowling Green 81 Holy Cross 75, Western Kentucky 69 Niagara 71, Western Kentucky 69
1960 -- NCAA	Western Kentucky 107, Miami (Fla.) 84 Ohio State 98, Western Kentucky 79 Western Kentucky 97, Ohio 87
1962 -- NCAA	Western Kentucky 90, Detroit 81 Ohio State 93, Western Kentucky 73 Butler 87, Western Kentucky 86 (OT)
1965 -- NIT	Western Kentucky 57, Fordham 53 Army 58, Western Kentucky 54
1966 -- NCAA	Western Kentucky 105, Loyola-Chicago 86 Michigan 80, Western Kentucky 89 Western Kentucky 82, Dayton 68
1967 -- NCAA	Dayton 69, Western Kentucky 67 (OT)
1970 -- NCAA	Jacksonville 109, Western Kentucky 96
1971 -- NCAA	Finished Third Western Kentucky 74, Jacksonville 72 Western Kentucky 107, Kentucky 83 Western Kentucky 81, Ohio State 78 (OT) Villanova 92, Western Kentucky 89 (OT) Western Kentucky 77, Kansas 75
1976 -- NCAA	Marquette 79, Western Kentucky 60
1978 -- NCAA	Western Kentucky 87, Syracuse 86 (OT) Michigan State 90, Western Kentucky 69 Virginia Tech 89, Western Kentucky 84 (OT)
1980 -- NCAA	Alabama-Birmingham 93, Western Kentucky 68
1981 -- NCAA	Purdue 72, Western Kentucky 65
1982 -- NIT	

OVC TEAMS YEAR-BY-YEAR IN THE NCAA TOURNAMENT

1953	First Round (East Region - Fort Wayne, Ind.) Notre Dame 72, Eastern Kentucky 57	1982	First Round (Midwest Region - Nashville, Tenn.) #11 Middle Tennessee 50, #6 Kentucky 44 Second Round (Midwest Region - Nashville, Tenn.) #3 Louisville 81, #11 Middle Tennessee 56
1956	First Round (Midwest Region - Fort Wayne, Ind.) Morehead State 107, Marshall 92 Regional Semifinal (Midwest Region - Iowa City, Iowa) Iowa 97, Morehead State 83 Regional Third Place (Midwest Region - Iowa City, Iowa) Morehead State 95, Wayne State 84	1983	First Round (East Region - Hartford, Conn.) #6 Syracuse 74, Morehead State 59
1957	First Round (Midwest Region - Columbus, Ohio) Pittsburgh 86, Morehead State 85	1984	Opening Round (Dayton, Ohio) Morehead State 70, North Carolina AT&T 69 First Round (Midwest Region - Milwaukee, Wis.) #5 Louisville 72, #12 Morehead State 59
1958	First Round (Midwest Region - Evanston, Ill.) Notre Dame 94, Tennessee Tech 61	1985	First Round (Southeast Region - South Bend, Ind.) #2 North Carolina 76, #15 Middle Tennessee 57
1959	First Round (Midwest Region - Lexington, Ky.) Louisville 77, Eastern Kentucky 63	1986	First Round (Midwest Region - Minneapolis, Minn.) #2 Michigan 70, #15 Akron 64
1960	First Round (Midwest Region - Lexington, Ky.) Western Kentucky 107, Miami (Fla.) 84 Regional Semifinal (Midwest Region - Louisville, Ky.) Ohio State 98 (eventual NCAA Champion), Western Ky. 79 Regional Third Place (Midwest Region - Louisville, Ky.) Western Kentucky 97, Ohio 87	1987	First Round (Southeast Region - Birmingham, Ala.) #14 Austin Peay 68, #3 Illinois 67 First Round (East Region - Charlotte, N.C.) #5 Notre Dame 84, #12 Middle Tennessee 71 Second Round (Southeast Region - Birmingham, Ala.) #6 Providence 90, #14 Austin Peay 87 (OT)
1961	First Round (Midwest Region - Louisville, Ky.) Morehead State 71, Xavier 66 Regional Semifinal (Midwest Region - Louisville, Ky.) Kentucky 71, Morehead State 64 Regional Third Place (Midwest Region - Louisville, Ky.) Louisville 83, Morehead State 61	1988	First Round (Midwest Region - Lincoln, Neb.) #14 Murray State 78, #3 North Carolina State 75 Second Round (Midwest Region - Lincoln, Neb.) #6 Kansas 61, #14 Murray State 58
1962	First Round (Midwest Region - Lexington, Ky.) Western Kentucky 90, Detroit 81 Regional Semifinal (Midwest Region - Iowa City, Iowa) Ohio State 93, Western Kentucky 73 Regional Third Place (Midwest Region - Iowa City, Iowa) Butler 87, Western Kentucky 86 (OT)	1989	First Round (Southeast Region - Nashville, Tenn.) #13 Middle Tennessee 97, #4 Florida State 83 Second Round (Southeast Region - Nashville, Tenn.) #5 Virginia 104, #13 Middle Tennessee 88
1963	First Round (Midwest Region - Evanston, Ill.) Loyola (Ill.) 111 (eventual NCAA Champion), Tennessee Tech 42	1990	First Round (Southeast Region - Knoxville, Tenn.) #1 Michigan State 75, #16 Murray State 71 (OT)
1964	First Round (Midwest Region - Evanston, Ill.) Loyola (Ill.) 101, Murray State 91	1991	First Round (Southeast Region - Atlanta, Ga.) #4 Alabama 89, #13 Murray State 79
1965	First Round (Midwest Region - Bowling Green, Ky.) DePaul 99, Eastern Kentucky 52	1992	First Round (Midwest Region - Milwaukee, Wis.) #3 Arkansas 80, #14 Murray State 69
1966	First Round (Midwest Region - Kent, Ohio) Western Kentucky 105, Loyola (Ill.) 86 Regional Semifinal (Midwest Region - Iowa City, Iowa) Michigan 80, Western Kentucky 79 Regional Third Place (Midwest Region - Iowa City, Iowa) Western Kentucky 82, Dayton 62	1993	First Round (Southeast Region - Orlando, Fla.) #2 Seton Hall 81, #15 Tennessee State 59
1967	First Round (Midwest Region - Lexington, Ky.) Dayton 69, Western Kentucky 67 (OT)	1994	First Round (Southeast Region - St. Petersburg, Fla.) #3 Kentucky 83, #14 Tennessee State 70
1968	First Round (Midwest Region - Kent, Ohio) East Tennessee 79, Florida State 69 Regional Semifinal (Midwest Region - Lexington, Ky.) Ohio State 79, East Tennessee 72 Regional Third Place (Midwest Region - Lexington, Ky.) Marquette 69, East Tennessee 57	1995	First Round (Southeast Region - Tallahassee, Fla.) #2 North Carolina 80, #15 Murray State 70
1969	First Round (Midwest Region - Carbondale, Ill.) Marquette 82, Murray State 62	1996	First Round (Southeast Region - Orlando, Fla.) #3 Georgia Tech 90, #14 Austin Peay 79
1970	First Round (Midwest Region - Dayton, Ohio) Jacksonville 109, Western Kentucky 96	1997	First Round (Southeast Region - Charlotte, N.C.) #2 Duke 71, #15 Murray State 68
1971	First Round (Midwest Region - South Bend, Ind.) Western Kentucky 74, Jacksonville 72 Regional Semifinal (Midwest Region - Athens, Ga.) Western Kentucky 107, Kentucky 83 Regional Final (Midwest Region - Athens, Ga.) Western Kentucky 81, Ohio State 78 (OT) National Semifinal (Final Four - Houston, Texas) Villanova 92, Western Kentucky 89 (2OT) National Third Place (Final Four - Houston, Texas) Western Kentucky 77, Kansas 75	1998	First Round (Midwest Region - Oklahoma City, Okla.) #8 Rhode Island 97, #9 Murray State 74
1972	First Round (Midwest Region - Knoxville, Tenn.) Florida State 83, Eastern Kentucky 71	1999	First Round (South Region - Indianapolis, Ind.) #4 Ohio State 72, #13 Murray State 58
1973	First Round (Midwest Region - Dayton, Ohio) Austin Peay 77, Jacksonville 75 Regional Semifinal (Midwest Region - Nashville, Tenn.) Kentucky 106, Austin Peay 100 (OT) Regional Third Place (Midwest Region - Nashville, Tenn.) Marquette 88, Austin Peay 73	2000	First Round (West Region - Salt Lake City, Utah) #4 LSU 64, #13 Southeast Missouri 61
1974	First Round (Midwest Region - Terre Haute, Ind.) Notre Dame 108, Austin Peay 66	2001	First Round (Midwest Region - Kansas City, Mo.) #2 Arizona 101, #15 Eastern Illinois 76
1975	First Round (Midwest Region - Lexington, Ky.) Oregon State 78, Middle Tennessee 67	2002	First Round (East Region - Chicago, Ill.) #3 Georgia 85, #14 Murray State 68
1976	First Round (Midwest Region - Dayton, Ohio) Marquette 79, Western Kentucky 60	2003	First round (East Region - Birmingham, Ala.) #4 Louisville 86, #13 Austin Peay 64
1977	First Round (Midwest Region - Baton Rouge, La.) Detroit 93, Middle Tennessee 76	2004	First Round (Atlanta Region - Columbus, Ohio) #5 Illinois 72, #12 Murray State 53
1978	First Round (Midwest Region - Knoxville, Tenn.) Western Kentucky 87, Syracuse 86 (OT) Regional Semifinal (Midwest Region - Dayton, Ohio) Michigan State 90, Western Kentucky 69	2005	First Round (Austin Region - Indianapolis, Ind.) #2 Kentucky 72, #15 Eastern Kentucky 64
1979	First Round (Midwest Region - Murfreesboro, Tenn.) #8 Tennessee 97, #9 Eastern Kentucky 81	2006	First Round (Washington D.C. Region - Dayton, Ohio) #3 North Carolina 69, #14 Murray State 65
1980	First Round (Midwest Region - Bowling Green, Ky.) #7 Virginia Tech 89, #10 Western Kentucky 85 (OT)	2007	First Round (East Region - Winston-Salem, N.C.) #1 North Carolina 86, #16 Eastern Kentucky 65
1981	First Round (Midwest Region - Tuscaloosa, Ala.) #7 UAB 93, #10 Western Kentucky 68	2008	First Round (South Region - North Little Rock, Ark.) #2 Texas 74, #15 Austin Peay 54
		2009	Opening Round (Midwest Region - Dayton, Ohio) #16 Morehead State 58, #16 Alabama State 43 First Round (Midwest Region - Dayton, Ohio) #1 Louisville 74, #16 Morehead State 54
		2010	First Round (West Region - San Jose, Calif.) #13 Murray State 66, #4 Vanderbilt 65 Second Round (West Region - San Jose, Calif.) #5 Butler 54, #13 Murray State 52
		2011	Second Round (Southwest Region - Denver, Colo.) #13 Morehead State 62, #4 Louisville 61 Third Round (Southwest Region - Denver, Colo.) #12 Richmond 65, #13 Morehead State 48
		2012	Second Round (West Region - Louisville, Ky.) #6 Murray State 58, #11 Colorado State 41 Third Round (West Region - Louisville, Ky.) #3 Marquette 62, #6 Murray State 53
		2013	Second Round (West Region - Salt Lake City, Utah) #6 Arizona 81, #11 Belmont 64



2013-14 All-Ohio Valley Conference Men's Basketball Teams

(as voted on by the league's head basketball coaches and sports information directors)

OVC Players of the Year: J.J. Mann, Belmont

OVC Defensive Player of the Year: Corey Walden, Eastern Kentucky

OVC Freshman of the Year: Cameron Payne, Murray State

OVC Coach of the Year: Rick Byrd, Belmont

ALL-OVC FIRST TEAM

<u>NAME. SCHOOL</u>	<u>POS.</u>	<u>HT.</u>	<u>WT.</u>	<u>CL.</u>	<u>HOMETOWN</u>	<u>KEY STATS</u>
J.J. Mann, Belmont	G/F	6-6	215	Sr.	Smyrna, Ga.	18.4 ppg, 4.8 rpg, 2.5 apg, 2.1 spg
Glenn Cosey, Eastern Kentucky !	G	6-0	182	Sr.	Flint, Mich.	18.8 ppg, 4.3 apg, 3.3 rpg, 100 3's
Tyler Stone, Southeast Missouri %^\$	F	6-8	230	Sr.	Memphis, Tenn.	19.1 ppg, 9.5 rpg, 1.5 bpg, 53.7 FG%
Cameron Payne, Murray State	G	6-2	175	Fr.	Bartlett, Tenn.	15.9 ppg, 5.6 apg, 3.3 rpg, 1.5 spg
Patrick Miller, Tennessee State *#	G	6-0	189	Sr.	Chicago, Ill.	23.7 ppg, 4.1 apg, 4.5 rpg, 1.6 spg

ALL-OVC SECOND TEAM

<u>NAME. SCHOOL</u>	<u>POS.</u>	<u>HT.</u>	<u>WT.</u>	<u>CL.</u>	<u>HOMETOWN</u>	<u>KEY STATS</u>
Jarekious Bradley, Southeast Missouri	F/G	6-5	220	Jr.	Memphis, Tenn.	19.4 ppg, 6.5 rpg, 1.6 apg, 1.2 spg
Craig Bradshaw, Belmont	G	6-3	210	So.	Ridgetop, Tenn.	15.6 ppg, 3.4 rpg, 3.1 apg, 51.6 FG%
Jarvis Williams, Murray State	F	6-8	210	Jr.	Macon, Ga.	14.5 ppg, 10.4 rpg, 1.5 bpg, 63.3 FG%
Angelo Warner, Morehead State	G	6-2	195	Jr.	Orlando, Fla.	17.5 ppg, 4.7 rpg, 3.0 apg, 1.9 spg
Sherman Blanford, Eastern Illinois !	F	6-6	215	Sr.	Philadelphia, Pa.	14.3 ppg, 8.0 rpg, 52.9 FG%

ALL-NEWCOMER TEAM

<u>NAME. SCHOOL</u>	<u>POS.</u>	<u>HT.</u>	<u>WT.</u>	<u>CL.</u>	<u>HOMETOWN</u>	<u>KEY STATS</u>
Cameron Payne, Murray State	G	6-2	175	Fr.	Bartlett, Tenn.	15.9 ppg, 5.6 apg, 3.3 rpg, 1.5 spg
Jarekious Bradley, Southeast Missouri	F/G	6-5	220	Jr.	Memphis, Tenn.	19.4 ppg, 6.5 rpg, 1.6 apg, 1.2 spg
Jarvis Williams, Murray State	F	6-8	210	Jr.	Macon, Ga.	14.5 ppg, 10.4 rpg, 1.5 bpg, 63.3 FG%
Donivine Stewart, SIUE	G	6-0	195	So.	Peoria, Ill.	12.2 ppg, 4.5 apg, 2.9 rpg, 1.5 spg
Reggie Smith, Eastern Illinois	G	6-0	185	R-Jr.	South Holland, Ill.	13.0 ppg, 2.4 rpg, 3.2 apg, 1.3 spg

* - All-OVC 1st Team in 2012-13

% - All-OVC 2nd Team in 2012-13

! - OVC All-Newcomer Team in 2012-13

^ - All-OVC 2nd Team in 2011-12

\$ - OVC All-Newcomer Team in 2011-12

- OVC All-Newcomer Team in 2010-11

Stats listed are through the completion of the regular season.

NOTES FROM AROUND THE LEAGUE

OVC Overview/This Week's Highlights: A record-tying four OVC men's basketball teams were selected for postseason play this year, as Eastern Kentucky will appear in the NCAA Tournament, Belmont is in the National Invitational Tournament (NIT), Morehead State will play in the College Basketball Invitational (CBI) and Murray State participates in the CollegeInsider.com Postseason Tournament (CIT); the four schools ties the mark of four OVC schools selected in 2011...Eastern Kentucky topped No. 1 seed Belmont to win its sixth OVC Tournament Championship and earn the automatic bid to the NCAA Tournament; it is the first appearance in the NCAA's since 2007 for the program who is 0-7 all-time in the event...EKU ranks second nationally in turnover margin (+6.3/game), fifth in 3-pointers made/game (9.2) and sixth in steals/game (8.8)...Individually ECU's Glenn Cosey is seventh nationally in 3-pointers made/game (3.33) and 20th in 3-point percentage (42.5%)...The Colonels have an RPI of 97 as of Monday...OVC teams have won a NCAA Tournament game in four of the past five seasons...Despite not making the NCAA Tournament field, OVC regular season champion Belmont is playing in the postseason for the fourth-straight year as the team earned an automatic bid to the NIT; it marks the second all-time appearance in the event for the Bruins (2004)...Morehead State is competing in the CBI for the second time (2010); it is the fourth postseason appearance for the program over the past six years...Murray State is playing in the CIT for the first time.

OVC Ties League Record With Four Postseason Teams: Overall the OVC had four men's basketball teams selected for postseason play this season (1 NCAA, 1 NIT, 1 CIT, 1 CBI). That matches an all-time high for a single season, tying the mark set in 2011.

OVC Teams All-Time in the NCAA Tournament: Entering the 2014 NCAA Tournament, OVC teams have won NCAA Tournament games in four of the past five years. After going 19 years without winning a game (1990-2008) Morehead State broke through for the league by winning in 2009 and ending the losing streak. Murray State won a game in 2010 (Vanderbilt), followed by Morehead State besting Louisville in 2011 and the streak reached four-straight years when Murray State beat Colorado State in 2012. OVC teams are now 24-65 all-time in the NCAA Tournament; ECU is 0-7 all-time in the event.

OVC Teams All-Time in the NIT: Belmont earned an automatic bid to the National Invitational Tournament (NIT) by winning the OVC regular season championship but failing to win the league's tournament. It marks the second all-time appearance in the NIT for Belmont, who lost to Austin Peay in the 2004 event. Belmont is the first OVC team to play in the NIT since Murray State participated in the 2011 event. OVC teams are 12-23 all-time in NIT games; the most recent success was in 2002 when Tennessee Tech won three games before falling to Memphis in the quarterfinals (one game shy of Madison Square Garden). It marks the fourth-straight year and ninth time in the past 11 years that the Bruins will be participating in postseason play. Belmont was one of 13 automatic qualifiers for the NIT while the other 19 teams in the 32-team field were at-large selections.

OVC Teams All-Time in the CBI: Morehead State is playing in the College Basketball Invitational (CBI) for the second time this season; the Eagles played in the 2010 event besting Colorado State before falling to Boston University in overtime. All-time OVC teams are 1-3 in CBI action. This marks the seventh year for the CBI, a 16-team invitational tournament. This marks the fourth postseason appearance for the MSU program over the past six years.

OVC Teams All-Time in the CIT: Murray State will be competing in the CollegeInsider.com Postseason Tournament (CIT) for the first time in 2014. OVC teams are 1-6 all-time in the CIT with that lone victory coming last year when Eastern Kentucky won at Gardner-Webb in the first round. The CIT is a 32-team field that is drawn from non-BCS schools and all 31 games of the tournament are played at campus sites. In an effort to minimize travel and missed class time, the CIT uses a format that determines future opponents by previous results. This means second round pairings are made after first round games are completed. Teams in the same geographical area are likely to be paired. The CollegeInsider.com Postseason Tournament was created in 2009. What began as a 16-team event, quickly expanded to 24 teams in 2011 and to 32 teams in 2012.

Eastern Kentucky Wins 2014 OVC Tournament Championship: Eastern Kentucky won its sixth OVC Tournament Championship this season by winning three games in three days as the No. 3 seed. The Colonels topped No. 6 seed Southeast Missouri (84-76), No. 2 seed Murray State (86-83) and No. 1 seed Belmont (79-73) to claim its first tournament title since 2007. The team has also won crowns in 1950, 1955, 1979, 2005 and 2007; the six titles are third-most in OVC history behind only Murray State (15) and Western Kentucky (10).

Belmont Claims 2014 OVC Regular Season Championship: In just its second year in the league Belmont claimed its second-straight OVC Regular Season Championship, finishing the year with a 14-2 record for the second-straight season. Overall it is the fifth-straight Conference crown for the Bruins who won three-straight Atlantic Sun titles before joining the OVC. Overall the Bruins have won seven conference championships over the last nine years. Since Belmont joined the Division I ranks in 1996-97, only eight other Division I programs have won five-straight conference titles (Butler, Cincinnati, Duke, Gonzaga, Kansas, Nevada and Xavier are the others).

Wins Over Top 25 Teams By OVC Teams: Belmont's win over No. 11 North Carolina on Nov. 17 was the first for an OVC team in non-conference play since Murray State (ranked No. 14 at the time) beat No. 16 Saint Mary's at home on Feb. 18, 2012. It was the first road victory over a Top 25 team since the Racers topped No. 20 Memphis 76-72 on Dec. 11, 2011. The last time an OVC team beat an opponent ranked 11th or higher was in 1987 when Austin Peay bested No. 11 Illinois in the NCAA Tournament. Here is a look at some recent OVC wins over Top 25 opponents.

- Belmont 83, #11 North Carolina 80 (Nov. 17, 2013)
- #14 Murray State 65, #16 Saint Mary's 51 (Feb. 18, 2012)
- Murray State 76, #20 Memphis 72 (Dec. 11, 2011)
- Morehead State 61, #14 Louisville 61 (March 17, 2011) (NCAA Tournament)
- Murray State 66, #21 Vanderbilt 65 (March 18, 2010) (NCAA Tournament)
- Murray State, #12 Arkansas (Dec. 25, 1997)
- Tennessee Tech, No. 15 Southern Miss (Dec. 6, 1990)
- Middle Tennessee 97, #16 Florida State 83 (March 16, 1989) (NCAA Tournament)
- Murray State 78, #14 North Carolina State 75 (March 18, 1988) (NCAA Tournament)
- Austin Peay 68, #11 Illinois 67 (March 12, 1987) (NCAA Tournament)

Cosey Ties OVC Single-Game 3-Pointers Made Record: Eastern Kentucky senior **Glenn Cosey** tied the OVC single-game record for 3-pointers made against Eastern Illinois on January 2. Cosey made 10-of-12 3-point attempts on his way to 34 points. The 10 made 3-pointers tied the record also held by EIU's Marc Polite (set in the 1999-00 season against Arkansas State). The 10 made 3-pointers are the fourth-most by a Division I player this season.

Eastern Kentucky Ties OVC Single-Game 3-Pointers Made Record: Eastern Kentucky tied the OVC single-game record for 3-pointers made in a game with 20 against Warren Wilson College on Nov. 13. The Colonels were 20-of-39 (51.3%) from 3-point range in the 114-45 victory and tied the record set by Southeast Missouri State a season ago.

Kelly Nets 40 Points, 1 of 5 40-Plus Point Efforts by an OVC Player In Last Decade: When Morehead State senior **Drew Kelly** scored 40 points on Dec. 19 against South Dakota, it was one of just five 40-plus point efforts by an OVC player over the last decade (back through the 2004-05 season). It was the most points by a Morehead State player since Ricky Minard scored 43 in the 2002-03 season. Below is a listing of 40-plus point games over the last 10 years.

- 50 - Kevin Murphy, Tennessee Tech vs. SIUE (1/30/12)
- 43 - Derek Wright, Austin Peay at Southeast Missouri (1/29/08)
- 42 - Lester Hudson, UT Martin vs. Tennessee Tech (3/03/09)
- 41 - Lester Hudson, UT Martin at Central Arkansas (12/31/08)
- 40 - Drew Kelly, Morehead State vs. South Dakota (12/19/13)

Mann Named National Player of the Week by CBSSports.com NBCSports.com (Nov. 18): Belmont senior **J.J. Mann** was named National Player of the Week by both CBSSports.com and NBCSports.com after leading the Bruins to a 83-80 victory over No. 11 North Carolina on Nov. 17. Mann scored a career-high 28 points, including three 3-pointers in the final 1:02 as Belmont topped its first Top 25 team since December 2003. Mann scored 11 of Belmont's final 13 points as the team overcame an eight-point deficit with 2:37 to play. He also scored 23 points in a come-from-behind victory over Indiana State earlier in the week. For the week Mann

averaged 18.3 points, 7.0 rebounds, 2.0 assists and 1.7 steals/game.

Two OVC Players Named CoSIDA Academic All-Americans: A pair of OVC men's basketball players - Belmont senior **J.J. Mann** and Tennessee Tech senior **Dennis Ogbe** - have been named Capital One Division I Academic All-Americans, as selected by the College Sports Information Directors of America (CoSIDA). Mann was a first-team selection (of our five nationally) while Ogbe was a second-team pick. Overall the OVC has had 223 student-athletes earn Academic All-America honors since 1970; the duo are the fifth and sixth to earn the honor this academic year (2013-14). There have been nine OVC men's basketball players named Academic All-America all-time; the pair are the first OVC men's basketball players selected since 2006. Mann is only the second OVC men's basketball student-athlete to earn first-team honors (joining Southeast Missouri's Derek Winans in 2005). To be eligible for Academic All-America® consideration, a student-athlete must be a varsity starter or key reserve, maintain a cumulative G.P.A. of 3.30 on a scale of 4.00, have reached sophomore athletic and academic standings at his/her current institution and be nominated by his/her sports information director. Since the program's inception in 1952, CoSIDA has bestowed Academic All-America honors on more than 20,000 student-athletes in Divisions I, II, III and NAIA, covering all NCAA championship sports. Earlier in the year UT Martin senior forward **Terence Smith** was named an Academic All-District selection along with Mann and Ogbe.

Two OVC Players Named Candidates for Senior CLASS Award: Two OVC men's basketball student-athletes have been named candidates for the 2013-14 Senior CLASS Award. The two players are among 30 male candidates nationally considered for the award (UT Martin's Heather Butler is one of 30 female candidates for the award as well). The OVC selections were Belmont guard **J.J. Mann** and Tennessee Tech forward **Dennis Ogbe**. To be eligible for the award, a student-athlete must be classified as an NCAA Division I senior and have notable achievements in four areas of excellence - community, classroom, character and competition. An acronym for Celebrating Loyalty and Achievement for Staying in School®, the Senior CLASS Award focuses on the total student-athlete and encourages students to use their platform in athletics to make a positive impact as leaders in their communities. The Senior CLASS Award winners will be announced during the 2014 NCAA Men's Final Four® and NCAA Women's Final Four®. Each of the 30 candidate classes will be narrowed to 10 finalists midway through the regular season, and those 10 names will be placed on the official ballot. Ballots will be distributed through a nationwide voting system to media, coaches and fans, who will select one male candidate and one female candidate who best exemplify excellence in the four Cs of community, classroom, character and competition.

Two OVC Players Announced as Nominees for Allstate NABC Good Works Team: Eastern Kentucky's **Deverin Muff** and Tennessee State's **Patrick Miller** have been announced as nominees for the Allstate NABC Good Works Team. The award recognizes a select group of college basketball student-athletes who have made significant contributions to the greater good of their communities through volunteerism and civic service. The pair are two of 117 men's nominees from which two 10-member teams will be selected later this year.

OVC Enters Season Having Won a Game in Four of Past Five NCAA Tournaments: Despite not winning a game in the 2013 NCAA Tournament, the OVC has won a NCAA Tournament game in four of the past five years. The four-year winning streak came to an end last season, as the OVC had been one of just nine conferences (3 non-BCS) to win a game from 2009-12.

Loos is All-Time Winningest Coach in OVC History; Byrd Ranks 8th Among Active NCAA Coaches: With a 68-66 victory at Ohio on Dec. 9, 2009, Austin Peay head coach **Dave Loos** recorded his 320th career victory while in the OVC, a mark that ranks first all-time. Loos passed Cal Luther (319 wins at Murray State and UT Martin) for the all-time mark. Loos, the Dean of OVC coaches, is now in his 24th year at Austin Peay. Loos now has 383 victories in his tenure at Austin Peay and 465 for his career (which ranks him 28th among Division I head coaches). Belmont head coach **Rick Byrd** (who is in his second year in the OVC) has 687 career victories, which ranks eighth among active Division I head coaches (who passed John Wooden's 669 wins on the all-time list this season). Loos and Byrd are two of just seven active Division I coaches to have coached at the same school for 20 or more years (the others are Syracuse's Jim Boenheim, Duke's Mike Krzyzewski, Oakland's Greg Kampe, Coppin State's Fang Mitchell and Davidson's Bob McKillop).

Former OVC Players in the NBA: Entering the 2013-14 season there are four former OVC players on NBA rosters. Former Morehead State All-American **Kenneth Faried** was the No. 22 overall pick in the 2011 NBA Draft and is in his third season with the Denver Nuggets. Faried was a two-time OVC Player of the Year, three-time OVC Defensive Player of the Year and set the NCAA Modern Era (since 1973) Rebounding record during his career. Faried was named to the NBA All-Rookie Team in 2012 and was the MVP of the Rising Stars Game in 2013. The other three players are all rookies this season, including former Murray State All-American **Isaiah Canaan**, former Belmont All-American **Ian Clark** and former Tennessee State standout **Robert Covington**. Canaan and Covington are teammates with the Houston Rockets (Canaan was drafted in the second round while Covington signed a free agent deal) while Clark signed a free agent deal with the Utah Jazz. Covington is currently playing with the Rio Grande Valley Vipers of the NBDL (and was named MVP of the NBDL All-Star Game), making him one of four total OVC players in that league. The others are Jacksonville State's **Nick Murphy** (Tulsa 66ers), TSU's **Kellen Thornton** (Idaho Stampede) and TTU's **Kevin Murphy** (Idaho Stampede).

The 2013-14 Season: The 2013-14 season marks the 66th of competition in the OVC. Over the previous 65 years, 13 different teams have claimed an OVC regular season championship.

Southeast Missouri's Stone Tabbed as Preseason Player of the Year: The 2013-14 All-OVC Preseason Men's Basketball team was headlined by Southeast Missouri State senior **Tyler Stone**, who was named the Preseason Player of the Year. Overall seven different schools were represented on the team with Austin Peay, Eastern Kentucky and Southeast Missouri having two selections apiece while Belmont, Jacksonville State, Tennessee State and UT Martin had one selection each to round out the team. The squad features two players who were All-OVC first or second-team selections last season and three players who were selected to the All-Newcomer squad. The team is comprised of seven seniors and three juniors. Last season Stone ranked eighth in the OVC in scoring (15.5 points/game), fifth in rebounding (7.8/game) and blocked shots (1.3/game) and 12th in field goal percentage (49.2%) while leading Southeast Missouri to a winning overall record and berth in the OVC Tournament quarterfinals. Other selections to the Preseason All-OVC team were Tennessee State's **Patrick Miller**, Austin Peay's **Travis Betran** and **Will Triggs**, Eastern Kentucky's **Glenn Cooley** and **Corey Walden**, Belmont's **J.J. Mann**, Southeast Missouri's **Nino Johnson**, UT Martin's **Myles Taylor** and Jacksonville State's **Brian Williams**.

OVC ACTIVE CAREER LEADERS

POINTS SCORED

1900	Patrick Miller, Tennessee State
1546	Tyler Stone, Southeast Missouri
1523	Mike Liabo, UT Martin
1453	J.J. Mann, Belmont
1267	Brian Williams, Jacksonville State
1264	Myles Taylor, UT Martin
1139	Will Triggs, Austin Peay
1119	Angelo Warner, Morehead State
1060	Glenn Cooley, Eastern Kentucky
1037	Terence Smith, UT Martin
1010	Drew Kelly, Morehead State
1008	Travis Betran, Austin Peay
957	Drew Windler, Belmont

REBOUNDS

768	Tyler Stone, Southeast Missouri
606	M.J. Rhett, Tennessee State
593	Will Triggs, Austin Peay
588	Chad Posthumus, Morehead State
532	Myles Taylor, UT Martin
519	J.J. Mann, Belmont
519	Nino Johnson, Southeast Missouri
518	Drew Kelly, Morehead State
515	Nick Cook, Jacksonville State
497	Chris Horton, Austin Peay
491	Patrick Miller, Tennessee State
476	Blake Jenkins, Belmont
462	Eric Stutz, Eastern Kentucky

ASSISTS

610	Lucas Nutt, Southeast Missouri
520	Patrick Miller, Tennessee State
368	Brian Williams, Jacksonville State
281	Jeremiah Samarrappas, Tennessee Tech
264	J.J. Mann, Belmont
247	Mike Liabo, UT Martin
237	Kris Davis, SIUE
236	Reece Chamberlain, Belmont
235	Terence Smith, UT Martin
232	Glenn Cooley, Eastern Kentucky
218	Angelo Warner, Morehead State

STEALS

200	J.J. Mann, Belmont
196	Patrick Miller, Tennessee State
152	Angelo Warner, Morehead State
137	Brian Williams, Jacksonville State
134	Corey Walden, Eastern Kentucky
99	Darion Rackley, Jacksonville State
97	Jeremiah Samarrappas, Tennessee Tech
96	Marcus Lewis, Eastern Kentucky
94	Lucas Nutt, Southeast Missouri
89	Glenn Cooley, Eastern Kentucky
85	Reece Chamberlain, Belmont
81	Justin Childs, UT Martin
81	Drew Kelly, Morehead State
77	Nick Cook, Jacksonville State

BLOCKED SHOTS

192	Chris Horton, Austin Peay
133	Nick Cook, Jacksonville State
124	Tyler Stone, Southeast Missouri
120	Nino Johnson, Southeast Missouri
95	Michael Green, Tennessee State
75	MJ Rhett, Tennessee State
71	Blake Jenkins, Belmont
68	Will Triggs, Austin Peay
66	Dennis Ogbe, Tennessee Tech
65	Keaton Jackson, SIUE
62	Myles Taylor, UT Martin
62	Eric Stutz, Eastern Kentucky
61	Drew Windler, Belmont
54	Chad Posthumus, Morehead State

3-POINTERS MADE

246	Mike Liabo, UT Martin
227	J.J. Mann, Belmont
190	Glenn Cooley, Eastern Kentucky
167	Drew Windler, Belmont
159	Travis Betran, Austin Peay
148	Brian Williams, Jacksonville State
146	Jacquan Nobles, Tennessee State
132	Kris Davis, SIUE
127	Patrick Miller, Tennessee State
118	Lucas Nutt, Southeast Missouri
118	Dexter Fields, Murray State
109	Angelo Warner, Morehead State
106	Jeremiah Samarrappas, Tennessee Tech
101	Terence Smith, UT Martin
84	Darion Rackley, Jacksonville State
80	Corey Walden, Eastern Kentucky

Eastern Kentucky, Southeast Missouri, Murray State Picked as OVC Preseason Favorites: In a vote of Ohio Valley Conference head men's basketball coaches and sports information directors Eastern Kentucky has been picked the favorites in the East Division while Murray State and Southeast Missouri State were tabbed co-favorites in the West Division in the OVC for 2013-14. Eastern Kentucky picked up 18 of a possible 24 first-place votes (schools were not allowed to vote for themselves) and a total of 128 points to lead all vote getting. The Colonels were followed in the East by defending OVC champion Belmont, who picked up the remaining six first-place votes and 116 total points. The East Division voting was rounded out by Morehead State (74 points), Jacksonville State (72), Tennessee State (60) and Tennessee Tech (42). The top of the West Division was shared by Southeast Missouri and defending West Champions Murray State. The Redhawks received 13 first-place votes while the Racers picked up the remaining 11 to both finish with 117 total points. The West was rounded out by Austin Peay (90 points), UT Martin (66), Eastern Illinois (58) and SIUE (44).

Westwood One Sports to Broadcast OVC Championship Game: For the fifth consecutive season, the 2014 Men's Basketball Championship game will be broadcast by the Westwood One Sports radio network, the largest provider of audio content in America. Westwood One Sports is the largest independent national audio media company in the U.S., delivering compelling, engaging, and fully-integrated audio content to over 8,200+ radio stations and digital media companies. Westwood One's powerful portfolio of iconic media, sports and entertainment brands, combined with some of the most recognized live events in the world, provide strong and unique brand engagement to over 225 million consumers each week.

OVC Digital Network: The OVC launched the OVC Digital Network (OVCDN) in August 2012. The OVCDN is the exclusive home for live web streamed athletic contests involving OVC schools. This marks the eighth year the OVC has streamed live events, but the second year the events will be offered free of charge and in an HD format and will feature improved quality thanks to an investment in new equipment conference-wide. Fans will also find it easier to log onto OVCDigitalNetwork.com and access the streams and can do so without any registration. The events will be available on any computer, tablet or smart phone without needing any special downloads or apps thanks new streaming technology.

OVC CAREER RECORD BOOK WATCH

CAREER ASSISTS

1. Bruce Jones, EKU (1977-81)	699
2. Van Usher, TTU (1989-92)	690
3. Norman Jackson, APSU (1974-78)	637
4. Matt Witt, EKU (2002-06)	630
5. John DeCamillis, EKU (1982-86)	626
6. Lucas Nutt, SEMO (2010-present)	610
7. Colby Pierce, APSU (1993-97)	593
8. Anthony Avery, TTU (1985-89)	591
9. Walker Russell, JSU (2003-06)	590
10. Don Mann, MUR (1985-89)	531

CAREER BLOCKS

1. Lorenzo Coleman, TTU (1993-97)	439
2. Josh Lewis, APSU (2000-03)	257
3. Kenneth Faried, MOR (2007-11)	241
4. Bob McCann, MOR (1984-87)	223
5. Ricky Tunstall, YSU (1982-84)	221
6. Chris Horton, APSU (2012-present)	192
7. Carlos Rogers, TSU (1992-94)	186
8. Warren Kidd, MTSU (1990-93)	185
9. Daniel Northern, TTU (2006-09)	182
10. Cuthbert Victor, MUR (2000-04)	180

CAREER 3-POINTERS ATTEMPTED

1. Joe Sibbitt, APSU (1994-98)	830
2. Matt Witt, EKU (2002-06)	775
3. DeWayne Powell, UTM (1992-96)	763
4. Maze Stallworth, MOR (2006-10)	736
5. Isaiah Canaan, MUR (2009-13)	725
6. Mike Liabo, UTM (2010-present)	723
7. Henry Domercant, EIU (2000-03)	704
Marquis Weddle, UTM (2007-10)	704
9. Marland Smith, SEMO (2009-13)	697
10. Mike Rose, EKU (2005-09)	683

OVC SEASON RECORD BOOK WATCH

SEASON BLOCKS

1. Ricky Tunstall, YSU (1982-83)	138
2. Lorenzo Coleman, TTU (1996-97)	134
3. Lorenzo Coleman, TTU (1994-95)	123
4. Chris Horton, APSU (2012-13)	100
5. Lorenzo Coleman, TTU (1995-96)	97
6. Tony Easley, MUR (2009-10)	95
7. Carlos Rogers, TSU (1992-93)	93
Carlos Rogers, TSU (1993-94)	93
9. Chris Horton, APSU (2013-14)	92
10. Daniel Northern, TTU (2007-08)	90

2013-14 SUPERLATIVES

Double-Doubles

Tyler Stone, Southeast Missouri (14)

22 points, 14 rebounds at IUPUI (Nov. 16)
24 points, 17 rebounds vs. Mid-Continent (Nov. 22)
23 points, 11 rebounds at #14 Memphis (Dec. 21)
15 points, 15 rebounds vs. IUPUI (Dec. 23)
22 points, 11 rebounds at Missouri State (Dec. 29)
16 points, 10 rebounds at Austin Peay (Jan. 4)
23 points, 16 rebounds at Tennessee Tech (Jan. 18)
22 points, 11 rebounds vs. Eastern Illinois (Jan. 25)
22 points, 10 rebounds vs. UMKC (Jan. 29)
21 points, 16 rebounds vs. UT Martin (Feb. 12)
12 points, 11 rebounds at UT Martin (Feb. 22)
20 points, 11 rebounds vs. Austin Peay (Feb. 27)
17 points, 14 rebounds vs. Murray State (March 1)
27 points, 11 rebounds vs. Eastern Illinois (March 5)

M.J. Rhett, Tennessee State (14)

11 points, 12 rebounds at Hawaii (Nov. 8)
16 points, 11 rebounds at #16 Wichita State (Nov. 16)
11 points, 11 rebounds at USC Upstate (Nov. 30)
11 points, 14 rebounds vs. Alabama A&M (Dec. 3)
17 points, 12 rebounds at Drexel (Dec. 7)
14 points, 18 rebounds vs. Fisk (Dec. 15)
10 points, 10 rebounds vs. Tennessee Tech (Jan. 2)
10 points, 12 rebounds vs. Middle Tennessee (Jan. 7)
13 points, 10 rebounds at Southeast Missouri (Jan. 11)
12 points, 10 rebounds at Jacksonville State (Jan. 16)
20 points, 10 rebounds vs. Austin Peay (Feb. 6)
10 points, 10 rebounds vs. Murray State (Feb. 8)
10 points, 19 rebounds at Belmont (Feb. 13)
16 points, 11 rebounds vs. SIUE (Feb. 20)

Chris Horton, Austin Peay (13)

10 points, 17 rebounds vs. Oakland City (Nov. 8)
15 points, 10 rebounds vs. CS Northridge (Nov. 22)
17 points, 10 rebounds at Youngstown State (Nov. 30)
11 points, 10 rebounds at Samford (Dec. 7)
21 points, 11 rebounds vs. Liberty (Dec. 14)
16 points, 10 rebounds at Vanderbilt (Dec. 17)
16 points, 12 rebounds vs. UT Martin (Jan. 2)
21 points, 12 rebounds vs. Southeast Missouri (Jan. 4)
20 points, 11 rebounds at SIUE (Jan. 16)
13 points, 11 rebounds at Eastern Illinois (Jan. 18)
18 points, 12 rebounds at Belmont (Feb. 8)
10 points, 10 rebounds vs. SIUE (Feb. 15)
20 points, 16 rebounds at UT Martin (March 1)

Jarvis Williams, Murray State (13)

14 points, 14 rebounds vs. Brescia (Nov. 12)
10 points, 12 rebounds at Old Dominion (Nov. 15)
25 points, 13 rebounds vs. Bethel (Nov. 19)
10 points, 13 rebounds vs. Lipscomb (Dec. 7)
16 points, 18 rebounds vs. Southeast Missouri (Jan. 2)
20 points, 15 rebounds vs. UT Martin (Jan. 5)
19 points, 11 rebounds at Eastern Kentucky (Jan. 8)
12 points, 15 rebounds vs. Tennessee Tech (Jan. 23)
28 points, 14 rebounds at Austin Peay (Jan. 31)
21 points, 13 rebounds at Belmont (Feb. 6)
16 points, 11 rebounds at Tennessee State (Feb. 8)
19 points, 12 rebounds vs. SIUE (Feb. 13)
25 points, 15 rebounds at Southeast Missouri (March 1)

Chad Posthumus, Morehead State (10)

12 points, 12 rebounds at Xavier (Nov. 15)
14 points, 15 rebounds vs. Marshall (Nov. 17)
21 points, 18 rebounds at #22 UCLA (Nov. 22)
10 points, 16 rebounds at Nevada (Nov. 24)
13 points, 12 rebounds vs. Wright State (Dec. 2)
16 points, 15 rebounds at Southern Miss (Dec. 4)
14 points, 10 rebounds vs. South Dakota (Dec. 19)
17 points, 20 rebounds vs. Asbury (Dec. 30)
19 points, 14 rebounds at Eastern Illinois (Jan. 4)
17 points, 17 rebounds vs. Austin Peay (Feb. 19)

Sherman Blanford, Eastern Illinois (9)

18 points, 10 rebounds vs. Indiana State (Dec. 7)
15 points, 11 rebounds at Wright State (Dec. 19)
17 points, 14 rebounds vs. Murray State (Jan. 16)
15 points, 13 rebounds at UT Martin (Jan. 23)
24 points, 13 rebounds vs. SIUE (Feb. 1)
32 points, 18 rebounds at Austin Peay (Feb. 13)
15 points, 10 rebounds at Belmont (Feb. 20)
13 points, 11 rebounds vs. Chicago State (Feb. 24)
13 points, 14 rebounds at SIUE (March 1)

Jarekious Bradley, Southeast Missouri (6)

22 points, 12 rebounds at Saint Louis (Nov. 8)
20 points, 10 rebounds at Southeastern Louisiana (Dec. 7)
27 points, 10 rebounds vs. IUPUI (Dec. 23)
26 points, 10 rebounds at Missouri State (Dec. 29)
13 points, 10 rebounds at Eastern Illinois (Feb. 8)
24 points, 10 rebounds vs. Murray State (March 1)

Lucas Nutt, Southeast Missouri (3)

11 points, 10 assists vs. Tennessee State (Jan. 11)
12 points, 11 assists vs. UMKC (Jan. 29)
10 points, 10 assists at SIUE (Feb. 6)

Myles Taylor, UT Martin (4)

26 points, 11 rebounds vs. Bethel (Nov. 27)
34 points, 11 rebounds vs. Southeastern Louisiana (Dec. 21)
19 points, 14 rebounds at Austin Peay (Jan. 2)
10 points, 13 rebounds vs. Tennessee Tech (Feb. 20)

Marshun Newell, UT Martin (2)

10 points, 11 rebounds vs. Belmont (Jan. 11)
11 points, 10 assists vs. Tennessee State (Jan. 13)

OVC VS. OTHER CONFERENCES

American Athletic	0-3
America East	0-0
ACC	1-3
Atlantic Sun	9-7
Atlantic 10	0-6
Big East	0-1
Big Sky	1-1
Big South	4-1
Big Ten	0-4
Big 12	0-0
Big West	0-3
Colonial	1-1
Conference USA	4-4
Great West	0-0
Horizon	3-7
Independents	0-0
Ivy	0-1
Metro Atlantic Athletic	1-0
Mid-American	1-7
MEAC	2-0
Missouri Valley	5-8
Mountain West	1-2
Non-Division I Teams	22-0
Northeast	0-0
Pac-12	0-3
Patriot	1-0
SEC	0-10
Southern	3-1
Southland	4-1
SWAC	2-3
Summit	5-7
Sun Belt	1-4
West Coast	0-1
Western Athletic	4-6
TOTAL NON-CONFERENCE RECORD	75-95

MID-MAJOR TOP 25

Now in its 15th season, CollegeInsider.com produces a weekly Mid-Major Top 25 poll. The poll includes teams from the following conferences: America East, Atlantic Sun, Big Sky, Big South, Big West, CAA, Horizon, Independents, Ivy, Metro Atlantic, MAC, MEAC, Missouri Valley, NEC, OVC, Patriot, Southern, Southland, SWAC, Summit, Sun Belt and West Coast. The poll is voted on by coaches from the above-mentioned conferences.

COLLEGEINSIDER.COM MID-MAJOR TOP 25 (Mar. 10)

No.	Team	Record	Pts.
1.	Wichita State (31)	34-0	775
2.	Stephen F. Austin	29-2	734
3.	Gonzaga	26-6	705
4.	North Dakota State	23-6	674
5.	Harvard	26-4	653
6.	Toledo	26-5	612
7.	Georgia State	24-7	568
8.	Green Bay	24-6	522
9.	Delaware	24-9	506
10.	Mercer	26-8	467
11.	BYU	22-10	454
12.	Indiana State	23-10	436
13.	Iona	22-9	360
14.	UC Irvine	22-10	342
15.	Manhattan	24-7	330
16.	UC Santa Barbara	21-5	277
17.	Belmont	24-9	268
18.	North Carolina Central	25-5	264
19.	New Mexico State	23-9	205
20.	Saint Mary's	22-10	185
21.	Western Michigan	21-9	172
22.	Eastern Kentucky	24-9	133
23.	Buffalo	19-9	108
24.	San Francisco	21-10	91
25.	Utah Valley	19-10	45

Others (OVC Only): none.

MID-MAJOR POLL WEEK-BY-WEEK

	BEV	EKU	MUR	SEMO	EUU	MOR
Preseason	RV	16	RV	RV	-	-
Nov. 11	RV	RV	-	-	-	-
Nov. 18	5	RV	RV	-	RV	RV
Nov. 25	3	22	-	-	-	RV
Dec. 2	4	22	-	RV	-	-
Dec. 9	4	23	-	RV	-	-
Dec. 16	8	24	-	-	-	-
Dec. 23	21	22	-	-	-	-
Dec. 30	24	19	-	-	-	-
Jan. 6	25	20	-	-	-	RV
Jan. 13	18	24	RV	-	-	-
Jan. 20	23	22	RV	-	-	-
Jan. 27	17	RV	RV	-	-	-
Feb. 3	21	RV	RV	-	-	-
Feb. 10	17	RV	RV	-	-	RV
Feb. 17	16	RV	RV	-	-	RV
Feb. 24	14	RV	RV	-	-	-
Mar. 10	17	22	-	-	-	-

2013-14 SUPERLATIVES

Eric Stutz, Eastern Kentucky (2)

11 points, 11 rebounds vs. Alabama A&M (Nov. 19)
14 points, 11 rebounds at Belmont (Jan. 25)

Kennedy Eubanks, Tennessee State (2)

15 points, 10 rebounds vs. Tennessee Tech (Jan. 2)
13 points, 10 rebounds vs. Austin Peay (Feb. 6)

Nino Johnson, Southeast Missouri (3)

10 points, 12 rebounds vs. Tulane (Nov. 30)
14 points, 10 rebounds vs. Jacksonville State (Feb. 20)
10 points, 11 rebounds vs. Eastern Kentucky (March 6)

Jeremiah Samarrippas, Tennessee Tech (2)

20 points, 10 assists at UT Martin (Feb. 20)
16 points, 11 assists vs. SIUE (March 5)

Keenen Anderson, Eastern Illinois (1)

10 points, 11 rebounds vs. Olivet Nazarene (Nov. 13)

Evan Bradds, Belmont (1)

14 points, 10 rebounds vs. Eastern Kentucky (March 8)

Ladon Carter, Tennessee Tech (1)

12 points, 12 rebounds at Lamar (Dec. 15)

Reece Chamberlain, Belmont (1)

13 points, 10 assists vs. Austin Peay (Feb. 8)

Ed Dyson, Austin Peay (1)

24 points, 11 rebounds vs. Eastern Illinois (Feb. 13)

Jonathan Fairell, Murray State (1)

12 points, 11 rebounds vs. Bethel (Nov. 19)

D.J. Felder, Jacksonville State (1)

16 points, 12 rebounds at Auburn (Nov. 19)

Jamal Hunter, Jacksonville State (1)

11 points, 11 rebounds vs. SIUE (Jan. 9)

Drew Kelly, Morehead State (1)

40 points, 12 rebounds vs. South Dakota (Dec. 19)

Ray Lester, SIUE (1)

10 points, 11 rebounds vs. Eastern Illinois (March 1)

J.J. Mann, Belmont (1)

13 points, 10 rebounds at Tennessee Tech (Feb. 1)

Dennis Ogbe, Tennessee Tech (1)

13 points, 10 rebounds vs. Jacksonville State (Feb. 22)

Chris Olivier, Eastern Illinois (1)

14 points, 15 rebounds vs. Tennessee State (Dec. 28)

Cameron Payne, Murray State (1)

12 points, 12 rebounds at Austin Peay (Jan. 31)

Donivine Stewart, SIUE (1)

11 points, 11 assists vs. Southeast Missouri (Feb. 6)

Will Triggs, Austin Peay (1)

17 points, 13 rebounds vs. Tennessee Tech (Jan. 25)

Angelo Warner, Morehead State (1)

25 points, 10 rebounds at East Tennessee State (Nov. 12)

Drew Windler, Belmont (1)

12 points, 10 rebounds vs. Murray State (Feb. 6)

40-Plus Point Games

40.....Drew Kelly, Morehead State vs. South Dakota (Dec. 19)

30-Plus Point Games

38.....Patrick Miller, Tennessee State at Morehead State (Feb. 27)
37.....Patrick Miller, Tennessee State at Southeast Missouri (Jan. 11)
37.....Tyler Stone, Southeast Missouri at SIUE (Feb. 6)
36.....Patrick Miller, Tennessee State vs. Morehead State (Jan. 25)
34.....Myles Taylor, UT Martin vs. Southeastern Louisiana (Dec. 21)
34.....Glenn Cosey, Eastern Kentucky at Eastern Illinois (Jan. 2)
34.....J.J. Mann, Belmont vs. Eastern Kentucky (Jan. 25)
33.....Patrick Miller, Tennessee State vs. Eastern Kentucky (Jan. 23)
33.....Angelo Warner, Morehead State at Eastern Kentucky (Feb. 8)
32.....JJ Mann, Belmont at Middle Tennessee (Dec. 3)
32.....Mike Liabo, UT Martin at Morehead State (Jan. 18)
32.....Jarekious Bradley, Southeast Missouri at Eastern Kentucky (Feb. 1)
32.....Sherman Blanford, Eastern Illinois at Austin Peay (Feb. 13)
32.....Travis Betran, Austin Peay at UT Martin (March 1)
31.....Jeffery Moss, Murray State vs. Tennessee Tech (Jan. 23)
30.....Patrick Miller, Tennessee State vs. New Mexico State (Nov. 9)
30.....Patrick Miller, Tennessee State at Eastern Illinois (Dec. 28)
30.....Jarekious Bradley, Southeast Missouri at Austin Peay (Jan. 4)
30.....Sherman Blanford, Eastern Illinois vs. UT Martin (Feb. 6)

26-Plus Point Games

29.....Patrick Miller, Tennessee State at UT Martin (Jan. 13)
29.....Cameron Payne, Murray State at Belmont (Feb. 6)
29.....Dwan Caldwell, Tennessee Tech at Morehead State (March 1)
29.....Corey Walden, Eastern Kentucky vs. Belmont (March 8)
28.....J.J. Mann, Belmont at #11 North Carolina (Nov. 17)
28.....Patrick Miller, Tennessee State vs. Lipscomb (Nov. 18)
28.....Jarekious Bradley, Southeast Missouri vs. Illinois-Chicago (Dec. 14)
28.....Jarekious Bradley, Southeast Missouri at Morehead State (Jan. 16)
28.....Jarvis Williams, Murray State at Austin Peay (Jan. 31)
28.....J.J. Mann, Belmont vs. Austin Peay (Feb. 8)
28.....Tyler Stone, Southeast Missouri vs. Jacksonville State (Feb. 20)
28.....Travis Betran, Austin Peay at Southeast Missouri (Feb. 27)
27.....Darion Rackley, Jacksonville State vs. Dalton State (Nov. 22)
27.....Mike Liabo, UT Martin vs. Lipscomb (Nov. 25)
27.....Dennis Ogbe, Tennessee Tech vs. East Tennessee State (Nov. 27)
27.....Jarekious Bradley, Southeast Missouri vs. IUPUI (Dec. 23)
27.....Cameron Payne, Murray State vs. UT Martin (Jan. 5)
27.....Jarekious Bradley, Southeast Missouri vs. Belmont (Jan. 9)
27.....Tyler Stone, Southeast Missouri vs. Tennessee State (Jan. 11)
27.....Reggie Smith, Eastern Illinois vs. Murray State (Jan. 16)
27.....Patrick Miller, Tennessee State at Tennessee Tech (Jan. 30)
27.....Darion Rackley, Jacksonville State at Southeast Missouri (Feb. 20)
27.....Glenn Cosey, Eastern Kentucky at Austin Peay (Feb. 22)

2014-15 OVC SIGNEES

Below are lists of players who have signed National Letters of Intent at OVC schools during the early signing period.

AUSTIN PEAY

Josh Robinson, G, 6'3 - St. Louis, Mo. (St. Mary's)

BELMONT

Amanze Egekeze, F, 6'7 - Huntley, Ill. (Hartley)

Mack Mercer, F, 6'9 - Plymouth, Ind. (Plymouth)

EASTERN ILLINOIS

none reported yet

EASTERN KENTUCKY

Daniel Norl, G, 6'2 - Clarksville, Tenn. (Kenwood)

JACKSONVILLE STATE

LaBarrius Hill, F, 6'8 - Parrish, Ala. (Parrish)

MOREHEAD STATE

Marquel Willis, F, 6'5 - Orlando, Fla. (Oak Ridge)

MURRAY STATE

JayQuan McCloud, F, 6'2 - N. Chicago, Ill. (N. Chicago Comm.)

SOUTHEAST MISSOURI

none reported yet

SIUE

C.J. Carr, G, 5'7 - Rock Island, Ill. (Rock Island)

Michael Chandler, F, 6'8 - Columbus, Ga. (Hill College)

Jalen Henry, F, 6'8 - Springfield, Ill. (Springfield SE)

Jake Newton, F, 6'6 - Terre Haute, Ind. (Lincoln Trail CC)

Kennan Simmons, F, 6'6 - Michigan City, Ind. (Mich. City)

TENNESSEE STATE

none reported yet

TENNESSEE TECH

Josh Bougher, G, 6'2 - Memphis, Tenn. (Christian Brothers)

Savonte Frazier, G, 6'0 - Lake Wales, Fla. (Lake Wales)

UT MARTIN

none reported yet

2013-14 SUPERLATIVES

27.....Tyler Stone, Southeast Missouri vs. Eastern Illinois (March 5)
26.....Glenn Cosey, Eastern Kentucky vs. Warren Wilson College (Nov. 13)
26.....Jarekious Bradley, Southeast Missouri at Ball State (Nov. 18)
26.....Myles Taylor, UT Martin vs. Bethel (Nov. 27)
26.....Patrick Miller, Tennessee State vs. Miami (Ohio) (Dec. 21)
26.....Jarekious Bradley, Southeast Missouri at Missouri State (Dec. 29)
26.....Patrick Miller, Tennessee State vs. Murray State (Feb. 8)
26.....Sherman Blanford, Eastern Illinois at Murray State (Feb. 15)
26.....Angelo Warner, Morehead State vs. Austin Peay (Feb. 19)

16-Plus Rebound Games

20.....Chad Posthumus, Morehead State vs. Asbury (Dec. 30)
19.....M.J. Rhett, Tennessee State at Belmont (Feb. 13)
18.....Chad Posthumus, Morehead State at #22 UCLA (Nov. 22)
18.....M.J. Rhett, Tennessee State vs. Fisk (Dec. 15)
18.....Jarvis Williams, Murray State vs. Southeast Missouri (Jan. 2)
18.....Sherman Blanford, Eastern Illinois at Austin Peay (Feb. 13)
17.....Chris Horton, Austin Peay vs. Oakland City (Nov. 9)
17.....Tyler Stone, Southeast Missouri vs. Mid-Continent (Nov. 22)
17.....Chad Posthumus, Morehead State vs. Austin Peay (Feb. 19)
16.....Chad Posthumus, Morehead State at Northern Kentucky (Nov. 19)
16.....Chad Posthumus, Morehead State at Nevada (Nov. 24)
16.....Jarvis Williams, Murray State vs. Evansville (Dec. 4)
16.....Chad Posthumus, Morehead State vs. Southeast Missouri (Jan. 16)
16.....Tyler Stone, Southeast Missouri at Tennessee Tech (Jan. 18)
16.....Tyler Stone, Southeast Missouri vs. UT Martin (Feb. 12)
16.....Chris Horton, Austin Peay at UT Martin (March 1)

10-Plus Assist Games

16.....Kareem Storey, Morehead State vs. South Dakota (Dec. 19)
15.....Kareem Storey, Morehead State vs. Mid-Continent (Nov. 9)
12.....Damarius Smith, Austin Peay vs. Liberty (Dec. 14)
12.....Damarius Smith, Austin Peay vs. Dalton State (Dec. 30)
12.....Cameron Payne, Murray State at Austin Peay (Jan. 31)
11.....Lucas Nutt, Southeast Missouri vs. UMKC (Jan. 29)
11.....Donivine Stewart, SIUE vs. Southeast Missouri (Feb. 6)
11.....Reece Chamberlain, Belmont vs. Eastern Illinois (Feb. 20)
11.....Jeremiah Samarrippas, Tennessee Tech vs. SIUE (March 5)
10.....Lucas Nutt, Southeast Missouri vs. Mid-Continent (Nov. 22)
10.....Damarius Smith, Austin Peay at Youngstown State (Nov. 30)
10.....Damarius Smith, Austin Peay vs. Southeast Missouri (Jan. 4)
10.....Lucas Nutt, Southeast Missouri vs. Tennessee State (Jan. 11)
10.....Marshun Newell, UT Martin vs. Tennessee State (Jan. 13)
10.....Lucas Nutt, Southeast Missouri at SIUE (Feb. 6)
10.....Reece Chamberlain, Belmont vs. Austin Peay (Feb. 8)
10.....Jeremiah Samarrippas, Tennessee Tech at UT Martin (Feb. 20)
10.....Lucas Nutt, Southeast Missouri vs. Eastern Illinois (March 5)

5-Plus Steal Games

6.....Corey Walden, Eastern Kentucky at Morehead State (Jan. 11)
6.....Donivine Stewart, SIUE at Eastern Illinois (Feb. 1)
6.....Corey Walden, Eastern Kentucky vs. Murray State (March 7)
5.....Angelo Warner, Morehead State vs. Mid-Continent (Nov. 9)
5.....Darrian Gray, Southeast Missouri at IUPUI (Nov. 16)
5.....JJ Mann, Belmont vs. Hofstra (Nov. 24)
5.....Brent Arrington, Morehead State vs. South Dakota (Dec. 19)
5.....Brent Arrington, Morehead State at Tennessee (Dec. 23)
5.....Marcus Lewis, Eastern Kentucky at Eastern Illinois (Jan. 2)
5.....Jeremiah Samarrippas, Tennessee Tech vs. Southeast Missouri (Jan. 18)
5.....Brent Arrington, Morehead State vs. UT Martin (Jan. 18)

5-Plus Block Games

8.....Chris Horton, Austin Peay vs. UT Martin (Jan. 2)
7.....Chris Horton, Austin Peay vs. Southern Illinois (Nov. 19)
7.....Myles Taylor, UT Martin vs. Jackson State (Nov. 22)
7.....Jamal Hunter, Jacksonville State vs. SIUE (Jan. 9)
6.....Chris Horton, Austin Peay vs. Murray State (Jan. 31)
6.....Keaton Jackson, SIUE vs. UT Martin (Feb. 8)
5.....Chris Horton, Austin Peay at #13 Memphis (Nov. 14)
5.....Kennedy Eubanks, Tennessee State vs. Middle Tennessee (Jan. 7)
5.....Chris Horton, Austin Peay vs. Jacksonville State (Jan. 23)
5.....Greg Dotson, Morehead State at Belmont (Jan. 23)
5.....Keaton Jackson, SIUE vs. Crowley's Ridge (Jan. 29)
5.....Jamal Hunter, Jacksonville State at Morehead State (Feb. 1)
5.....Chris Horton, Austin Peay at Tennessee State (Feb. 6)
5.....Tyler Stone, Southeast Missouri at Eastern Illinois (Feb. 8)
5.....Keaton Jackson, SIUE at Austin Peay (Feb. 15)
5.....Chris Horton, Austin Peay at Morehead State (Feb. 19)
5.....Chris Olivier, Eastern Illinois at Belmont (Feb. 20)

6-Plus 3-Pointers Made

10.....Glenn Cosey, Eastern Kentucky at Eastern Illinois (Jan. 2)
8.....Drew Kelly, Morehead State vs. South Dakota (Dec. 19)
8.....Glenn Cosey, Eastern Kentucky at Austin Peay (Feb. 22)
7.....Mike Liabo, UT Martin vs. Lipscomb (Nov. 25)
7.....Cory Arentsen, Austin Peay at East Tennessee State (Dec. 21)
7.....Jeffery Moss, Murray State vs. Tennessee Tech (Jan. 23)
6.....Glenn Cosey, Eastern Kentucky vs. Warren Wilson College (Nov. 13)
6.....Jacquan Nobles, Tennessee State at Auburn (Nov. 26)
6.....Glenn Cosey, Eastern Kentucky at VCU (Dec. 7)
6.....Mike Liabo, UT Martin vs. Presbyterian (Dec. 16)
6.....Travis Betran, Austin Peay vs. Dalton State (Dec. 30)
6.....Jarekious Bradley, Southeast Missouri at Austin Peay (Jan. 4)
6.....Cameron Payne, Murray State vs. UT Martin (Jan. 5)
6.....Mike Liabo, UT Martin at Morehead State (Jan. 18)
6.....Glenn Cosey, Eastern Kentucky at Tennessee State (Jan. 23)
6.....Glenn Cosey, Eastern Kentucky at Belmont (Jan. 25)

OVC PLAYERS AMONG NCAA STATISTICAL LEADERS

The below list contains any Ohio Valley Conference players ranked in the Top 100 of the NCAA Division I national leaders. **Rankings are through games played on March 16.**

TEAM LEADERS							
SCORING OFFENSE				TURNOVERS/GAME			
5.	Southeast Missouri	82.9		44.	Eastern Kentucky	10.7	
17.	Belmont	80.2		77.	Jacksonville State	11.3	
26.	Eastern Kentucky	79.0		TURNOVER MARGIN			
35.	Murray State	77.5		2.	Eastern Kentucky	+6.3	
40.	Morehead State	76.8		35.	UT Martin	+2.5	
48.	Austin Peay	76.2		85.	Belmont	+1.4	
79.	UT Martin	74.3		PERSONAL FOULS/GAME			
SCORING DEFENSE				46.	Austin Peay	17.2	
none				INDIVIDUAL LEADERS			
SCORING MARGIN				POINTS/GAME			
44.	Eastern Kentucky	+8.4		5.	Patrick Miller, TSU	23.7	
73.	Belmont	+5.9		37.	Tyler Stone, SEMO	19.3	
94.	Murray State	+4.5		47.	Jarekious Bradley, SEMO	19.0	
99.	Southeast Missouri	+4.4		53.	Glenn Cosey, EKU	18.8	
FIELD GOAL PERCENTAGE				76.	J.J. Mann, BEL	18.3	
2.	Belmont	50.5%		FIELD GOAL PERCENTAGE			
3.	Southeast Missouri	49.9%		2.	Jarvis Williams, MUR	63.4%	
11.	Eastern Kentucky	49.0%		11.	Chris Horton, APSU	59.5%	
14.	Austin Peay	48.8%		41.	Tyler Stone, SEMO	54.4%	
30.	Murray State	47.5%		65.	Sherman Blanford, EIU	51.8%	
45.	SIUE	47.0%		72.	Craig Bradshaw, BEL	51.4%	
FIELD GOAL PERCENTAGE DEFENSE				78.	Myles Taylor, UTM	50.9%	
none				92.	Jarekious Bradley, SEMO	49.8%	
3-POINT FIELD GOALS PER GAME				3-POINTERS MADE/GAME			
5.	Eastern Kentucky	9.2		7.	Glenn Cosey, EKU	3.33	
9.	Belmont	8.9		63.	Travis Betran, APSU	2.50	
73.	Murray State	7.3		71.	J.J. Mann, BEL	2.48	
80.	SIUE	7.2		3-POINT PERCENTAGE			
99.	UT Martin	7.0		20.	Glenn Cosey, EKU	42.5%	
3-POINT PERCENTAGE				65.	Travis Betran, APSU	35.4%	
7.	Belmont	39.7%		FREE THROW PERCENTAGE			
23.	Eastern Kentucky	39.0%		25.	Travis Betran, APSU	87.7%	
50.	SIUE	37.8%		35.	J.J. Mann, BEL	86.7%	
52.	Murray State	37.7%		81.	Glenn Cosey, EKU	84.1%	
97.	Southeast Missouri	35.9%		97.	Corey Walden, EKU	83.2%	
3-POINT PERCENTAGE DEFENSE				REBOUNDS/GAME			
96.	Murray State	32.8%		3.	Chad Posthumus, MOR	11.0	
FREE THROW PERCENTAGE				9.	Jarvis Williams, MUR	10.4	
16.	Eastern Kentucky	75.1%		24.	Chris Horton, APSU	9.5	
54.	Belmont	73.2%		26.	Tyler Stone, SEMO	9.5	
78.	UT Martin	72.5%		32.	M.J. Rhett, TSU	9.1	
REBOUND MARGIN				99.	Sherman Blanford, EIU	8.0	
6.	Morehead State	+8.1		ASSISTS/GAME			
52.	Southeast Missouri	+4.0		16.	Lucas Nutt, SEMO	6.0	
83.	Tennessee Tech	+3.1		28.	Damarius Smith, APSU	5.6	
ASSISTS/GAME				33.	Cameron Payne, MUR	5.5	
7.	Southeast Missouri	16.7		37.	Reece Chamberlain, BEL	5.4	
16.	Belmont	15.8		50.	Kareem Storey, MOR	5.1	
48.	Austin Peay	14.8		63.	Jeremiah Samarrrippas, TTU	4.8	
53.	Eastern Kentucky	14.7		91.	Donivine Stewart, SIUE	4.5	
80.	SIUE	14.0		BLOCKED SHOTS/GAME			
88.	UT Martin	13.7		12.	Chris Horton, APSU	3.07	
ASSIST-TO-TURNOVER RATIO				59.	Keaton Jackson, SIUE	2.10	
28.	Eastern Kentucky	1.38		STEALS/GAME			
51.	Southeast Missouri	1.27		20.	Corey Walden, EKU	2.21	
69.	Belmont	1.22		31.	J.J. Mann, BEL	2.09	
84.	UT Martin	1.18		43.	Brent Arrington, MOR	1.94	
BLOCKED SHOTS/GAME				49.	Angelo Warner, MOR	1.91	
30.	Austin Peay	5.2		ASSIST-TO-TURNOVER RATIO			
52.	Eastern Illinois	4.8		23.	Lucas Nutt, SEMO	2.69	
63.	Tennessee Tech	4.6		69.	Donivine Stewart, SIUE	2.24	
97.	Southeast Missouri	4.3		77.	Glenn Cosey, EKU	2.21	
STEALS/GAME				85.	Brian Williams, JSU	2.15	
6.	Eastern Kentucky	8.8		DOUBLE-DOUBLES			
18.	Morehead State	8.0		16.	M.J. Rhett, TSU	14	
39.	UT Martin	7.5		16.	Tyler Stone, SEMO	14	

OVC COACHING RECORDS

Coach, School

Dave Loos, Austin Peay
Rick Byrd, Belmont
Jay Spoonhour, Eastern Illinois
Jeff Neubauer, Eastern Kentucky
James Green, Jacksonville State
Sean Woods, Morehead State
Steve Prohm, Murray State
Dickey Nutt, Southeast Missouri
Lennox Forrester, SIUE**
Travis Williams, Tennessee State
Steve Payne, Tennessee Tech
Jason James, UT Martin

OVC-Only Games				All Games*				Overall Career Record			
Yrs.	W	L	Pct.	W	L	Pct.		Yrs.	W	L	Pct.
24	241	163	.597	383	351	.522		28	465	404	.535
2	28	4	.875	50	16	.758		33	687	355	.659
2	13	19	.406	22	40	.355		6	128	73	.637
9	94	68	.580	167	121	.580		9	167	121	.580
6	34	67	.337	68	111	.380		17	235	271	.464
2	18	14	.563	34	31	.523		6	84	111	.431
3	38	10	.792	70	23	.753		3	70	23	.753
5	34	50	.405	67	91	.424		18	256	278	.479
3	18	30	.375	30	55	.353		7	70	130	.350
2	15	17	.469	23	40	.365		5	65	85	.433
3	23	25	.479	48	47	.505		3	48	47	.505
5	15	69	.179	37	117	.240		5	37	117	.240

*Indicates overall record while at current OVC school in years school has been a member of the OVC.

**SIUE joined the OVC in 2008, but did not start playing an OVC schedule until 2011-12.

2013-14 COMPOSITE SCHEDULE/RESULTS

Tuesday, October 29

@Southeast Missouri 115, Hannibal-LaGrange 45

Thursday, October 31

@Jacksonville State 65, West Georgia 52 (exhibition)

Saturday, November 2

@Morehead State 107, St. Catharine 85 (exhibition)

@Murray State 95, Freed-Hardeman 68 (exhibition)

@Eastern Illinois 73, Oakland City 64 (exhibition)

@Southeast Missouri 88, Ouachita Baptist 75 (exhibition)

Monday, November 4

@Austin Peay 78, Central Missouri 75 (exhibition)

@SIUE 97, Greenville 61 (exhibition)

@Tennessee State 69, LeMoyne-Owen 68 (exhibition)

@Jacksonville State 80, Martin Methodist 78 (exhibition)

Friday, November 8

Eastern Kentucky 83, FIU 61 (Kennesaw, Ga.)

Belmont 87, @Lipscomb 83

@Austin Peay 84, Oakland City 69

@Bradley 72, Jacksonville State 65

@Arkansas 99, SIUE 65

@Saint Louis 87, Southeast Missouri 64

@Valparaiso 77, Murray State 74

@Wyoming 78, UT Martin 60

@Hawaii 85, Tennessee State 55

Saturday, November 9

Eastern Kentucky 68, @Kennesaw State 60

@Morehead State 107, Mid-Continent 60

@South Florida 72, Tennessee Tech 62

@Northwestern 77, Eastern Illinois 55

New Mexico State 70, Tennessee State 55 (Honolulu, Hawaii)

Sunday, November 10

Youngstown State 75, Eastern Kentucky 67 (Kennesaw, Ga.)

@Illinois 86, Jacksonville State 62

@Colorado 91, UT Martin 65

Monday, November 11

@Richmond 69, Belmont 61

Western Michigan 63, Tennessee State 52 (Honolulu, Hawaii)

@Southeast Missouri 118, Central Baptist 56

Tuesday, November 12

Morehead State 71, @East Tennessee State 63

@Chicago State 79, Jacksonville State 75

@Murray State 97, Brescia 69

@Tennessee Tech 74, Loyola (Chicago) 69

Wednesday, November 13

@Eastern Kentucky 114, Warren Wilson College 45

@Eastern Illinois 67, Olivet Nazarene 60

Saint Louis 82, at SIUE 58

@Arkansas State 72, UT Martin 62

Thursday, November 14

@#13 Memphis 95, Austin Peay 69

@Belmont 96, Indiana State 95

Friday, November 15

@UT Martin 79, Rochester College 64

Texas-Pan American 81, Tennessee Tech 78 (Corpus Christi, Texas)

@Old Dominion 70, Murray State 60

@Xavier 79, Morehead State 56

Saturday, November 16

Southeast Missouri 76, @IUPUI 68

@#16 Wichita State 85, Tennessee State 71

Eastern Illinois 86, @Illinois-Chicago 66

Tennessee Tech 62, @Texas A&M-Corpus Christi 60

@Eastern Kentucky 74, High Point 67

@SIUE 100, Central Arkansas 93

Alabama State 84, @Jacksonville State 73

Sunday, November 17

@Florida State 89, UT Martin 61

@Morehead State 102, Marshall 94 (OT)

IPFW 69, Tennessee Tech 66 (Corpus Christi, Texas)

Belmont 83, @#11 North Carolina 80

Monday, November 18

@Ball State 87, Southeast Missouri 83

Lipscomb 75, @Tennessee State 70

Tuesday, November 19

Morehead State 74, @Northern Kentucky 61

@Eastern Kentucky 82, Alabama A&M 68

@Austin Peay 72, Southern Illinois 70

@Auburn 78, Jacksonville State 54

@Murray State 91, Bethel 64

Wednesday, November 20

@Purdue 83, Eastern Illinois 55

UMKC 79, @UT Martin 67

@Belmont 94, Lipscomb 64

Thursday, November 21

@Central Michigan 90 Austin Peay 75

@Tennessee Tech 92, Indiana-Kokomo 39

Friday, November 22

@Jacksonville State 85, Dalton State 61

CS Northridge 80, Austin Peay 77 (Mt. Pleasant, Mich.)

UC Davis 80, SIUE 75 (Portland, Ore.)

@Eastern Kentucky 95, Brescia 56

@Tennessee 88, Tennessee State 67

@Southeast Missouri 109, Mid-Continent 64

Jackson State 68, @UT Martin 64

@#22 UCLA 81, Morehead State 70

Saturday, November 23

Austin Peay 78, Montana State 72 (Mt. Pleasant, Mich.)

Belmont 81, Holy Cross 70 (Uncasville, Conn.)

@Auburn 75, Murray State 67

@Eastern Illinois 89, Roosevelt University 67

Milwaukee 70, @Tennessee Tech 63

@Portland State 77, SIUE 74

Sunday, November 24

Loyola (Chicago) 73, SIUE 72 (Portland, Ore.)

Morehead State 63, @Nevada 58

Belmont 85, Hofstra 75 (Uncasville, Conn.)

Monday, November 25

Jacksonville State 76, @Alabama A&M 69

Lipscomb 95, @UT Martin 84

Tuesday, November 26

@Auburn 78, Tennessee State 73

@Belmont 102, Brescia 68

Middle Tennessee 80, @Murray State 62

@Oregon State 101, SIUE 81

Wednesday, November 27

@Tennessee Tech 98, East Tennessee State 83

@Jacksonville State 78, Fort Valley State 66

IPFW 71 at Eastern Illinois 65

@UT Martin 95, Bethel 82

Thursday, November 28

Morehead State 88, Chattanooga 75 (Las Vegas, Nev.)

Friday, November 29

Gardner-Webb 86, Morehead State 82 (Las Vegas, Nev.)

Southeast Missouri 79, Northern Kentucky 65 (Puerto Vallarta, Mexico)

Saturday, November 30

@USC Upstate 73, Tennessee State 64

Southeast Missouri 102, Tulane 72 (Puerto Vallarta, Mexico)

@Central Michigan 66, Jacksonville State 61

@UNLV 85, UT Martin 55

Austin Peay 88, @Youngstown State 86

@Tennessee Tech 74, Utah Valley 71

@North Carolina State 75, Eastern Kentucky 56

@Western Kentucky 68, Eastern Illinois 53

@Saint Mary's 89, Murray State 64

Sunday, December 1

#24 VCU 81, @Belmont 68

Southeast Missouri 82, Texas State 74 (Puerto Vallarta, Mexico)

Monday, December 2

@Morehead State 74, Wright State 69
 @SIUE 55, Texas-Pan American 49

Tuesday, December 3

Belmont 70, @Middle Tennessee 58
 Alabama A&M 66, @Tennessee State 65

Wednesday, December 4

@Southern Miss 74, Morehead State 60
 @Murray State 65, Evansville 63
 UT Martin 89, @Samford 73
 @Western Illinois 60, Eastern Illinois 32
 East Tennessee 80, @Austin Peay 74

Thursday, December 5

@Lipscomb 87, Tennessee Tech 79
 @VCU 71, Eastern Kentucky 68 (OT)

Saturday, December 7

@Tennessee 84, Tennessee Tech 63
 Southeast Missouri 74, @Southeastern Louisiana 73
 @Samford 85, Austin Peay 63
 @Murray State 73, Lipscomb 69
 Eastern Kentucky 76, @Longwood 67
 @Drexel 75, Tennessee State 61
 UT Martin 79, @Northern Kentucky 66
 Central Michigan 65, @SIUE 64
 Indiana State 66, @Eastern Illinois 48

Sunday, December 8

@Florida State 77, Jacksonville State 53

Wednesday, December 11

@Jacksonville State 63, Alcorn State 52

Saturday, December 14

@#4 Wisconsin 86, Eastern Kentucky 61
 @Dartmouth 76, Jacksonville State 46
 @South Dakota State 85, Belmont 72
 @IPFW 95, SIUE 75
 @Austin Peay 77, Liberty 71
 Illinois-Chicago 75, @Southeast Missouri 69

Sunday, December 15

Bowling Green 67, @Morehead State 61
 Tennessee Tech 79, @Lamar 74
 @Tennessee State 108, Fisk 85

Monday, December 16

UT Martin 73, @Presbyterian 70
 @Chicago State 81, SIUE 64

Tuesday, December 17

@Murray State 73, Southern Illinois 65
 @Green Bay 76, Tennessee Tech 49
 @Jacksonville State 82, Central Michigan 73
 @Vanderbilt 58, Austin Peay 56
 @Denver 90, Belmont 62

Wednesday, December 18

@Eastern Kentucky 84, North Carolina A&T 73

Thursday, December 19

@Wright State 70, Eastern Illinois 43
 @Morehead State 120, South Dakota 83
 Lipscomb 88, @Austin Peay 83
 @Arkansas 102, UT Martin 56
 @Tennessee Tech 112, Hillsdale 56
 @Illinois State 64, Tennessee State 58

Friday, December 20

Arkansas-Little Rock 75, Jacksonville State 70 (Tortola, British Virgin Islands)

Saturday, December 21

@#19 Kentucky 93, Belmont 20
 @IPFW 86, Eastern Illinois 65
 @Western Kentucky 71, Murray State 64
 @East Tennessee State 84, Austin Peay 79
 Southeastern Louisiana 80, @UT Martin 76
 Miami (Ohio) 79, @Tennessee State 64
 @#14 Memphis 77, Southeast Missouri 65
 Jacksonville State 72, Coppin State 61 (Tortola, British Virgin Islands)

Monday, December 23

@Tennessee 82, Morehead State 67
 @Southern Illinois 74, SIUE 57
 @Southeast Missouri 83, IUPUI 79 (OT)

Saturday, December 28

*@Eastern Illinois 70, Tennessee State 69
 @Indiana State 85, Belmont 73
 @Utah Valley 75, Tennessee Tech 66

Sunday, December 29

Eastern Kentucky 90, @IPFW 68
 @Dayton 72, Murray State 51
 @SIUE 102, Robert Morris-Springfield 78
 @Missouri State 81, Southeast Missouri 78

Monday, December 30

*@Jacksonville State 70, UT Martin 65
 @Morehead State 102, Asbury College 68
 @Austin Peay 93, Dalton State 57

Thursday, January 2

*@Austin Peay 81, UT Martin 68
 *Morehead State 70, @SIUE 63
 *@Murray State 82, Southeast Missouri 75
 *Eastern Kentucky 100, @Eastern Illinois 81
 *Tennessee Tech 57, @Tennessee State 53
 *@Belmont 78, Jacksonville State 67

Saturday, January 4

*Morehead State 85, @Eastern Illinois 77
 *@Belmont 64, Tennessee Tech 62
 *@SIUE 85, Eastern Kentucky 79
 *@Tennessee State 70, Jacksonville State 65
 *@Austin Peay 80, Southeast Missouri 74

Sunday, January 5

*@Murray State 91, UT Martin 77

Tuesday, January 7

Middle Tennessee 74, @Tennessee State 66

Wednesday, January 8

*Murray State 77, @Eastern Kentucky 64

Thursday, January 9

*Belmont 107, @Southeast Missouri 94
 *@Tennessee Tech 81, Eastern Illinois 69
 *@Jacksonville State 61, SIUE 52

Saturday, January 11

*Belmont 87, @UT Martin 72
 *Eastern Illinois 56, @Jacksonville State 48
 *@Southeast Missouri 102, Tennessee State 94
 *Eastern Kentucky 76, @Morehead State 65
 *@Murray State 89, Austin Peay 67
 *@Tennessee Tech 64, SIUE 63

Monday, January 13

*@UT Martin 100, Tennessee State 81

Thursday, January 16

*@Eastern Kentucky 74, Belmont 63
 *@Morehead State 80, Southeast Missouri 67
 *@SIUE 71, Austin Peay 67
 *Murray State 70, @Eastern Illinois 66
 *@Jacksonville State 70, Tennessee State 64

Saturday, January 18

*@SIUE 67, Murray State 60
 *@Morehead State 82, UT Martin 75
 *@Eastern Illinois 67, Austin Peay 64
 *@Eastern Kentucky 60, Jacksonville State 56
 *Southeast Missouri 83, @Tennessee Tech 74
 *Belmont 79, @Tennessee State 65

Monday, January 20

@Belmont 62, Fairfield 53

Thursday, January 23

*Jacksonville State 71, @Austin Peay 59
 *@Belmont 80, Morehead State 66
 *@Murray State 92, Tennessee Tech 53
 *@UT Martin 84, Eastern Illinois 77

*@Southeast Missouri 82, SIUE 78
*Eastern Kentucky 94, @Tennessee State 78

Saturday, January 25

*SIUE 87, @UT Martin 82
*Eastern Illinois 77, @Southeast Missouri 74
*@Belmont 84, Eastern Kentucky 81
*@Austin Peay 83, Tennessee Tech 69
*Morehead State 80, @Tennessee State 74 (OT)
*@Murray State 73, Jacksonville State 65

Tuesday, January 28

Cleveland State 82, @Eastern Illinois 68

Wednesday, January 29

*Belmont 76, @Morehead State 73
@Southeast Missouri 91, UMKC 81
@SIUE 77, Crowley's Ridge 48

Thursday, January 30

*@Eastern Kentucky 89, UT Martin 66
*Tennessee State 81, @Tennessee Tech 68

Friday, January 31

*Murray State 96, @Austin Peay 88

Saturday, February 1

*@Morehead State 65, Jacksonville State 54
*@Eastern Illinois 76, SIUE 70
*@Eastern Kentucky 79, Southeast Missouri 78
*@Tennessee Tech 81, Belmont 76

Tuesday, February 4

@Eastern Kentucky 74, Chattanooga 63

Thursday, February 6

*Austin Peay 75, @Tennessee State 65
*@SIUE 93, Southeast Missouri 88 (OT)
*@Eastern Illinois 91, UT Martin 79
*@Belmont 99, Murray State 96

Saturday, February 8

*Morehead State 86, @Eastern Kentucky 79
*Tennessee Tech 72, @Jacksonville State 60
*Southeast Missouri 74, @Eastern Illinois 68
*@Belmont 93, Austin Peay 68
*Murray State 73, @Tennessee State 65
*@SIUE 84, UT Martin 78

Wednesday, February 12

*UT Martin 79, @Southeast Missouri 70

Thursday, February 13

*@Austin Peay 88, Eastern Illinois 83
*Morehead State 69, @Jacksonville State 67
*@Murray State 82, SIUE 72
*@Tennessee Tech 72, Eastern Kentucky 66
*@Belmont 73, Tennessee State 71

Saturday, February 15

*Eastern Kentucky 86, @Jacksonville State 65
*SIUE 83, @Austin Peay 68
*Morehead State 79, @Tennessee Tech 53
*@Murray State 72, Eastern Illinois 60

Wednesday, February 19

*@Morehead State 90, Austin Peay 88 (2OT)

Thursday, February 20

*Tennessee Tech 91, @UT Martin 83
*@Southeast Missouri 87, Jacksonville State 70
*@Belmont 82, Eastern Illinois 63
*@Tennessee State 66, SIUE 61

Saturday, February 22

*Southeast Missouri 77, @UT Martin 74
*@Murray State 69, Morehead State 58
*@Tennessee Tech 69, Jacksonville State 57
*Eastern Kentucky 96, @Austin Peay 75

Monday, February 24

@Eastern Illinois 84, Chicago State 62

Wednesday, February 26

*Belmont 94, @SIUE 75

Thursday, February 27

*@Eastern Kentucky 74, Tennessee Tech 67
*Tennessee State 70, @Morehead State 68
*@Southeast Missouri 83, Austin Peay 80
*Murray State 86, @UT Martin 72

Saturday, March 1

*Austin Peay 88, @UT Martin 85
*Belmont 76, @Jacksonville State 53
*Eastern Illinois 78, @SIUE 74
*@Southeast Missouri 118, Murray State 115 (2OT)
*@Eastern Kentucky 70, Tennessee State 66
*Tennessee Tech 91, @Morehead State 84

Wednesday, March 5

OVC Tournament - First Round (Municipal Auditorium - Nashville, Tenn.)
#5 Tennessee Tech 74, #8 SIUE 67
#6 Southeast Missouri 79, #7 Eastern Illinois 61

Thursday, March 6

OVC Tournament - Quarterfinals (Municipal Auditorium - Nashville, Tenn.)
#4 Morehead State 76, #5 Tennessee Tech 61
#3 Eastern Kentucky 84, #6 Southeast Missouri 76

Friday, March 7

OVC Tournament - Semifinals (Municipal Auditorium - Nashville, Tenn.)
#1 Belmont 86, #4 Morehead State 63
#3 Eastern Kentucky 86, #2 Murray State 83

Saturday, March 8

OVC Tournament - Championship (Municipal Auditorium - Nashville, Tenn.)
#3 Eastern Kentucky 79, #1 Belmont 73

Tuesday, March 18

NIT - First Round
#5 Belmont at #4 Green Bay, 7:15 p.m. (ESPN3)

Wednesday, March 19

CBI - First Round
Morehead State at Illinois State, 7:00 p.m.

CIT - First Round

Murray State at Missouri State, 7:05 p.m.

Friday, March 21

NCAA Tournament - Second Round (St. Louis, Mo.)
#2 Kansas vs. #15 Eastern Kentucky, 3:10 p.m. (TV: TBS)

* - Denotes OVC contest

All Times CENTRAL; dates and times subject to change

**2013-14 Ohio Valley Conference
CONFERENCE BASKETBALL STATISTICS
Through games of Mar 08, 2014 (All games)**

SCORING OFFENSE	G	W-L	Pts	Avg/G
1. Southeast Missouri	32	18-14	2654	82.9
2. Belmont	33	24-9	2646	80.2
3. Eastern Kentucky	33	24-9	2608	79.0
4. Murray State	29	18-11	2247	77.5
5. Morehead State	33	20-13	2536	76.8
6. Austin Peay	30	12-18	2287	76.2
7. UT Martin	31	8-23	2304	74.3
8. SIUE	31	11-20	2264	73.0
9. Tennessee Tech	33	17-16	2376	72.0
10. Tennessee State	30	5-25	2061	68.7
11. Eastern Illinois	30	11-19	2030	67.7
12. Jacksonville State	31	10-21	2014	65.0

SCORING DEFENSE	G	Pts	Avg/G
1. Jacksonville State	31	2176	70.2
2. Eastern Kentucky	33	2331	70.6
3. Tennessee Tech	33	2376	72.0
4. Morehead State	33	2406	72.9
5. Murray State	29	2116	73.0
6. Eastern Illinois	30	2206	73.5
7. Belmont	33	2452	74.3
8. Tennessee State	30	2265	75.5
9. SIUE	31	2364	76.3
10. Southeast Missouri	32	2514	78.6
11. Austin Peay	30	2368	78.9
12. UT Martin	31	2526	81.5

SCORING MARGIN	G	Offense	Defense	Margin
1. Eastern Kentucky	33	79.0	70.6	+8.4
2. Belmont	33	80.2	74.3	+5.9
3. Murray State	29	77.5	73.0	+4.5
4. Southeast Missouri	32	82.9	78.6	+4.4
5. Morehead State	33	76.8	72.9	+3.9
6. Tennessee Tech	33	72.0	72.0	+0.0
7. Austin Peay	30	76.2	78.9	-2.7
8. SIUE	31	73.0	76.3	-3.2
9. Jacksonville State	31	65.0	70.2	-5.2
10. Eastern Illinois	30	67.7	73.5	-5.9
11. Tennessee State	30	68.7	75.5	-6.8
12. UT Martin	31	74.3	81.5	-7.2

FREE THROW PCT	G	FTM	FTA	Pct.
1. Eastern Kentucky	33	587	782	.751
2. Belmont	33	543	742	.732
3. UT Martin	31	502	692	.725
4. Eastern Illinois	30	472	660	.715
5. Morehead State	33	680	971	.700
6. Tennessee State	30	500	714	.700
7. Southeast Missouri	32	514	743	.692
8. Tennessee Tech	33	547	808	.677
9. Jacksonville State	31	469	695	.675
10. Austin Peay	30	535	804	.665
11. SIUE	31	429	645	.665
12. Murray State	29	519	788	.659

FIELD GOAL PERCENTAGE	G	FGM	FGA	Pct.
1. Belmont	33	905	1791	.505
2. Southeast Missouri	32	961	1924	.499
3. Eastern Kentucky	33	859	1753	.490
4. Austin Peay	30	797	1632	.488
5. Murray State	29	758	1597	.475
6. SIUE	31	806	1715	.470
7. Tennessee Tech	33	822	1810	.454
8. Morehead State	33	838	1867	.449
9. Eastern Illinois	30	703	1598	.440
10. Tennessee State	30	707	1647	.429
11. UT Martin	31	792	1870	.424
12. Jacksonville State	31	685	1633	.419

FIELD GOAL PCT DEFENSE	G	FGM	FGA	Pct.
1. Southeast Missouri	32	839	1882	.446
2. Tennessee Tech	33	776	1729	.449
3. Morehead State	33	789	1754	.450
4. Murray State	29	770	1688	.456
5. Belmont	33	837	1820	.460
6. Austin Peay	30	838	1817	.461
7. Tennessee State	30	744	1606	.463
8. Eastern Illinois	30	745	1591	.468
9. Jacksonville State	31	746	1559	.479
10. Eastern Kentucky	33	761	1578	.482
11. SIUE	31	851	1713	.497
12. UT Martin	31	872	1675	.521

3-POINT FG PCT	G	3FGM	3FGA	Pct.
1. Belmont	33	293	738	.397
2. Eastern Kentucky	33	303	776	.390
3. SIUE	31	223	590	.378
4. Murray State	29	212	563	.377
5. Southeast Missouri	32	218	607	.359
6. Austin Peay	30	158	459	.344
7. UT Martin	31	218	636	.343
8. Tennessee Tech	33	185	565	.327
9. Jacksonville State	31	175	541	.323
10. Eastern Illinois	30	152	476	.319
11. Morehead State	33	180	608	.296
12. Tennessee State	30	147	502	.293

3-POINT FG PCT DEFENSE	G	3FGM	3FGA	Pct.
1. Murray State	29	154	470	.328
2. Tennessee State	30	184	545	.338
3. Morehead State	33	203	589	.345
4. SIUE	31	184	533	.345
5. Belmont	33	226	646	.350
6. Tennessee Tech	33	189	538	.351
7. Eastern Kentucky	33	204	570	.358
8. Austin Peay	30	234	651	.359
9. Southeast Missouri	32	244	654	.373
10. UT Martin	31	194	516	.376
11. Jacksonville State	31	164	432	.380
12. Eastern Illinois	30	205	524	.391

**2013-14 Ohio Valley Conference
CONFERENCE BASKETBALL STATISTICS
Through games of Mar 08, 2014 (All games)**

REBOUNDING OFFENSE	G	Rebounds	Avg/G
1. Morehead State	33	1269	38.5
2. Southeast Missouri	32	1191	37.2
3. Murray State	29	1040	35.9
4. Tennessee Tech	33	1171	35.5
5. Tennessee State	30	1007	33.6
6. Austin Peay	30	999	33.3
7. Eastern Illinois	30	971	32.4
8. UT Martin	31	982	31.7
9. SIUE	31	963	31.1
10. Belmont	33	1012	30.7
11. Jacksonville State	31	950	30.6
12. Eastern Kentucky	33	865	26.2

REBOUNDING DEFENSE	G	Rebounds	Avg/G
1. Morehead State	33	1001	30.3
2. Tennessee Tech	33	1067	32.3
Eastern Kentucky	33	1067	32.3
4. Belmont	33	1081	32.8
5. Eastern Illinois	30	988	32.9
6. Southeast Missouri	32	1063	33.2
7. Murray State	29	974	33.6
8. Jacksonville State	31	1046	33.7
9. SIUE	31	1054	34.0
10. Tennessee State	30	1029	34.3
11. Austin Peay	30	1052	35.1
12. UT Martin	31	1129	36.4

REBOUNDING MARGIN	G	Team	Avg.	Opp.	Avg. Margin	
1. Morehead State	33	1269	38.5	1001	30.3	+8.1
2. Southeast Missouri	32	1191	37.2	1063	33.2	+4.0
3. Tennessee Tech	33	1171	35.5	1067	32.3	+3.2
4. Murray State	29	1040	35.9	974	33.6	+2.3
5. Eastern Illinois	30	971	32.4	988	32.9	-0.6
6. Tennessee State	30	1007	33.6	1029	34.3	-0.7
7. Austin Peay	30	999	33.3	1052	35.1	-1.8
8. Belmont	33	1012	30.7	1081	32.8	-2.1
9. SIUE	31	963	31.1	1054	34.0	-2.9
10. Jacksonville State	31	950	30.6	1046	33.7	-3.1
11. UT Martin	31	982	31.7	1129	36.4	-4.7
12. Eastern Kentucky	33	865	26.2	1067	32.3	-6.1

BLOCKED SHOTS	G	No.	Avg/G
1. Austin Peay	30	156	5.2
2. Eastern Illinois	30	144	4.8
3. Tennessee Tech	33	154	4.7
4. Southeast Missouri	32	136	4.3
5. Murray State	29	112	3.9
6. Jacksonville State	31	110	3.5
7. SIUE	31	94	3.0
8. Morehead State	33	100	3.0
9. Tennessee State	30	84	2.8
10. UT Martin	31	82	2.6
11. Belmont	33	79	2.4
12. Eastern Kentucky	33	66	2.0

ASSISTS	G	No.	Avg/G
1. Southeast Missouri	32	533	16.7
2. Belmont	33	520	15.8
3. Austin Peay	30	444	14.8
4. Eastern Kentucky	33	484	14.7
5. SIUE	31	435	14.0
6. UT Martin	31	426	13.7
7. Morehead State	33	445	13.5
8. Murray State	29	375	12.9
9. Tennessee Tech	33	408	12.4
10. Eastern Illinois	30	359	12.0
11. Jacksonville State	31	366	11.8
12. Tennessee State	30	314	10.5

STEALS	G	No.	Avg/G
1. Eastern Kentucky	33	291	8.8
2. Morehead State	33	264	8.0
3. UT Martin	31	234	7.5
4. Tennessee Tech	33	245	7.4
5. Southeast Missouri	32	228	7.1
6. Austin Peay	30	206	6.9
7. SIUE	31	212	6.8
8. Belmont	33	222	6.7
9. Jacksonville State	31	195	6.3
10. Murray State	29	166	5.7
11. Eastern Illinois	30	171	5.7
12. Tennessee State	30	163	5.4

TURNOVER MARGIN		G	Team	Avg.	Opp.	Avg. Margin	
1.	Eastern Kentucky	33	352	10.7	560	17.0	+6.3
2.	UT Martin	31	361	11.6	437	14.1	+2.5
3.	Belmont	33	425	12.9	470	14.2	+1.4
4.	Jacksonville State	31	351	11.3	376	12.1	+0.8
5.	SIUE	31	429	13.8	433	14.0	+0.1
6.	Morehead State	33	516	15.6	507	15.4	-0.3
7.	Tennessee Tech	33	498	15.1	470	14.2	-0.8
8.	Murray State	29	369	12.7	341	11.8	-1.0
9.	Southeast Missouri	32	419	13.1	388	12.1	-1.0
10.	Tennessee State	30	371	12.4	335	11.2	-1.2
11.	Eastern Illinois	30	399	13.3	361	12.0	-1.3
12.	Austin Peay	30	471	15.7	430	14.3	-1.4

ASSIST/TURNOVER RATIO	G	Ast.	Avg.	T/O	Avg.	Ratio
1. Eastern Kentucky	33	484	14.7	352	10.7	1.4
2. Southeast Missouri	32	533	16.7	419	13.1	1.3
3. Belmont	33	520	15.8	425	12.9	1.2
4. UT Martin	31	426	13.7	361	11.6	1.2
5. Jacksonville State	31	366	11.8	351	11.3	1.0
6. Murray State	29	375	12.9	369	12.7	1.0
7. SIUE	31	435	14.0	429	13.8	1.0
8. Austin Peay	30	444	14.8	471	15.7	0.9
9. Eastern Illinois	30	359	12.0	399	13.3	0.9
10. Morehead State	33	445	13.5	516	15.6	0.9
11. Tennessee State	30	314	10.5	371	12.4	0.8
12. Tennessee Tech	33	408	12.4	498	15.1	0.8

**2013-14 Ohio Valley Conference
CONFERENCE BASKETBALL STATISTICS
Through games of Mar 08, 2014 (All games)**

OFFENSIVE REBOUNDS	G	No.	Avg/G
1. Morehead State	33	467	14.2
2. Tennessee Tech	33	412	12.5
3. Murray State	29	343	11.8
4. Tennessee State	30	344	11.5
5. UT Martin	31	350	11.3
6. Southeast Missouri	32	360	11.3
7. Jacksonville State	31	336	10.8
8. Eastern Illinois	30	315	10.5
9. Austin Peay	30	298	9.9
10. SIUE	31	298	9.6
11. Belmont	33	275	8.3
12. Eastern Kentucky	33	235	7.1

DEFENSIVE REBOUNDS	G	No.	Avg/G
1. Southeast Missouri	32	831	26.0
2. Morehead State	33	802	24.3
3. Murray State	29	697	24.0
4. Austin Peay	30	701	23.4
5. Tennessee Tech	33	759	23.0
6. Belmont	33	737	22.3
7. Tennessee State	30	663	22.1
8. Eastern Illinois	30	656	21.9
9. SIUE	31	665	21.5
10. UT Martin	31	632	20.4
11. Jacksonville State	31	614	19.8
12. Eastern Kentucky	33	630	19.1

DEFENSIVE REB PCT.	G	D-Reb	Opp. OR	D-Reb%
1. Morehead State	33	802	298	.729
2. Southeast Missouri	32	831	331	.715
3. Tennessee Tech	33	759	347	.686
4. Eastern Illinois	30	656	305	.683
5. Murray State	29	697	329	.679
6. UT Martin	31	632	300	.678
7. Tennessee State	30	663	319	.675
8. SIUE	31	665	325	.672
9. Eastern Kentucky	33	630	311	.670
10. Belmont	33	737	368	.667
11. Jacksonville State	31	614	311	.664
12. Austin Peay	30	701	364	.658

OFFENSIVE REB PCT.	G	O-Reb	Opp. DR	O-Reb%
1. Morehead State	33	467	703	.399
2. Tennessee Tech	33	412	720	.364
3. Murray State	29	343	645	.347
4. Southeast Missouri	32	360	732	.330
5. Tennessee State	30	344	710	.326
6. Eastern Illinois	30	315	683	.316
7. Jacksonville State	31	336	735	.314
8. Austin Peay	30	298	688	.302
9. UT Martin	31	350	829	.297
10. SIUE	31	298	729	.290
11. Belmont	33	275	713	.278
12. Eastern Kentucky	33	235	756	.237

3-POINT FG MADE	G	No.	Avg/G
1. Eastern Kentucky	33	303	9.2
2. Belmont	33	293	8.9
3. Murray State	29	212	7.3
4. SIUE	31	223	7.2
5. UT Martin	31	218	7.0
6. Southeast Missouri	32	218	6.8
7. Jacksonville State	31	175	5.6
8. Tennessee Tech	33	185	5.6
9. Morehead State	33	180	5.5
10. Austin Peay	30	158	5.3
11. Eastern Illinois	30	152	5.1
12. Tennessee State	30	147	4.9

**2013-14 Ohio Valley Conference
CONFERENCE BASKETBALL STATISTICS
Through games of Mar 08, 2014 (All games)**

East

Team	Conference	Pct.	PF	PA	Overall	Pct.	PF	PA
Belmont	14-2	.875	81.9	72.6	24-9	.727	80.2	74.3
Eastern Kentucky	11-5	.688	79.2	72.8	24-9	.727	79.0	70.6
Morehead State	10-6	.625	75.0	72.4	20-13	.606	76.8	72.9
Tennessee Tech	9-7	.562	70.2	72.9	17-16	.515	72.0	72.0
Jacksonville State	4-12	.250	62.4	68.8	10-21	.323	65.0	70.2
Tennessee State	4-12	.250	70.8	75.3	5-25	.167	68.7	75.5

Current unbeaten streak

Eastern Kentucky -- 7
Austin Peay -- 1

West

Team	Conference	Pct.	PF	PA	Overall	Pct.	PF	PA
Murray State	13-3	.812	82.7	72.9	18-11	.621	77.5	73.0
Southeast Missouri	8-8	.500	82.9	83.1	18-14	.562	82.9	78.6
Eastern Illinois	7-9	.438	72.4	75.9	11-19	.367	67.7	73.5
SIUE	7-9	.438	73.6	74.7	11-20	.355	73.0	76.3
Austin Peay	6-10	.375	76.2	80.2	12-18	.400	76.2	78.9
UT Martin	3-13	.188	77.4	83.2	8-23	.258	74.3	81.5

TEAM SUMMARIES	G	PF-PA	Avg score	Margin	FG-FGA	Pct.	3FG-FGA	Pct.	FT-FTA	Pct.	RebF	RebA	Margin
Austin Peay	30	2287-2368	76.2-78.9	-2.7	797-1632	.488	158-459	.344	535-804	.665	999	1052	-1.8
Belmont	33	2646-2452	80.2-74.3	+5.9	905-1791	.505	293-738	.397	543-742	.732	1012	1081	-2.1
Eastern Illinois	30	2030-2206	67.7-73.5	-5.9	703-1598	.440	152-476	.319	472-660	.715	971	988	-0.6
Eastern Kentucky	33	2608-2331	79.0-70.6	+8.4	859-1753	.490	303-776	.390	587-782	.751	865	1067	-6.1
Jacksonville State	31	2014-2176	65.0-70.2	-5.2	685-1633	.419	175-541	.323	469-695	.675	950	1046	-3.1
Morehead State	33	2536-2406	76.8-72.9	+3.9	838-1867	.449	180-608	.296	680-971	.700	1269	1001	+8.1
Murray State	29	2247-2116	77.5-73.0	+4.5	758-1597	.475	212-563	.377	519-788	.659	1040	974	+2.3
SIUE	31	2264-2364	73.0-76.3	-3.2	806-1715	.470	223-590	.378	429-645	.665	963	1054	-2.9
Southeast Missouri	32	2654-2514	82.9-78.6	+4.4	961-1924	.499	218-607	.359	514-743	.692	1191	1063	+4.0
Tennessee State	30	2061-2265	68.7-75.5	-6.8	707-1647	.429	147-502	.293	500-714	.700	1007	1029	-0.7
Tennessee Tech	33	2376-2376	72.0-72.0	+0.0	822-1810	.454	185-565	.327	547-808	.677	1171	1067	+3.2
UT Martin	31	2304-2526	74.3-81.5	-7.2	792-1870	.424	218-636	.343	502-692	.725	982	1129	-4.7

ATTENDANCE	Home	Average	Away	Average	Neutral	Average	Total	Average
Austin Peay	14-37959	2711	14-48897	3493	2-3114	1557	30-89970	2999
Belmont	13-35500	2731	16-86684	5418	4-10208	2552	33-132392	4012
Eastern Illinois	14-12961	926	15-48141	3209	1-1123	1123	30-62225	2074
Eastern Kentucky	14-41800	2986	14-55364	3955	5-9453	1891	33-106617	3231
Jacksonville State	13-18723	1440	16-50081	3130	2-918	459	31-69722	2249
Morehead State	14-33257	2376	15-67537	4502	4-9298	2324	33-110092	3336
Murray State	14-47036	3360	14-57171	4084	1-3650	3650	29-107857	3719
SIUE	14-24572	1755	14-42362	3026	3-2616	872	31-69550	2244
Southeast Missouri	13-25779	1983	14-48012	3429	5-2771	554	32-76562	2393
Tennessee State	13-20378	1568	15-58258	3884	2-6017	3008	30-84653	2822
Tennessee Tech	14-22471	1605	15-41275	2752	4-4678	1170	33-68424	2073
UT Martin	15-25802	1720	16-61607	3850	0-0	0	31-87409	2820
Totals	165-346238	2098	178-665389	3738	33-53846	1632	376-1065473	2834

**2013-14 Ohio Valley Conference
INDIVIDUAL BASKETBALL STATISTICS
Through games of Mar 08, 2014 (All games)**

To be ranked, a player must appear in at least 75.0% of their team's games.

SCORING							REBOUNDING						
	CI	G	FG	3FG	FT	Pts Avg/G		CI	G	Off	Def	Total	Avg/G
1. MILLER, Patrick-TSU	Sr	30	230	44	208	712 23.7	1. POSTHUMUS, Chad-MOR	Sr	33	141	222	363	11.0
2. STONE, Tyler-SEMO	Sr	30	223	23	109	578 19.3	2. WILLIAMS, Jarvis-MUR	Jr	29	112	189	301	10.4
3. BRADLEY, Jarekious-SEMO	Jr	32	218	75	97	608 19.0	3. HORTON, Chris-APSU	So	30	100	185	285	9.5
4. COSEY, Glenn-EKU	Sr	33	181	110	148	620 18.8	4. STONE, Tyler-SEMO	Sr	30	73	211	284	9.5
5. MANN, JJ-BEL	Sr	33	199	82	124	604 18.3	5. RHETT, M.J.-TSU	Jr	29	87	178	265	9.1
6. WARNER, Angelo-MOR	Jr	33	178	54	172	582 17.6	6. BLANFORD, Sherman-EIU	Sr	30	89	150	239	8.0
7. PAYNE, Cameron-MUR	Fr	29	155	60	99	469 16.2	7. FAIRELL, Jonathan-MUR	Jr	29	79	109	188	6.5
8. BETRAN, Travis-APSU	Sr	30	147	75	107	476 15.9	8. TAYLOR, Myles-UTM	Jr	28	66	111	177	6.3
9. BRADSHAW, Craig-BEL	Jr	32	170	55	91	486 15.2	9. BRADLEY, Jarekious-SEMO	Jr	32	48	153	201	6.3
10. SMITH, Terence-UTM	Jr	31	134	60	125	453 14.6	10. JOHNSON, Nino-SEMO	Jr	30	63	118	181	6.0
11. TAYLOR, Myles-UTM	Jr	28	144	8	113	409 14.6	11. OGBE, Dennis-TTU	Sr	33	80	112	192	5.8
12. BLANFORD, Sherman-EIU	Sr	30	155	0	126	436 14.5	12. CALDWELL, Dwan-TTU	Jr	33	88	95	183	5.5
13. WILLIAMS, Jarvis-MUR	Jr	29	149	0	121	419 14.4	13. EUBANKS, Kennedy-TSU	Jr	29	36	118	154	5.3
14. WALDEN, Corey-EKU	Jr	33	149	39	129	466 14.1	14. COOK, Nick-JSU	Sr	31	64	98	162	5.2
15. MOSS, Jeffery-MUR	So	29	128	50	84	390 13.4	15. TRIGGS, Will-APSU	Sr	30	47	109	156	5.2
16. HORTON, Chris-APSU	So	30	163	0	71	397 13.2	16. JACKSON, Keaton-SIUE	Jr	31	56	98	154	5.0
17. RACKLEY, Darion-JSU	Jr	30	108	30	148	394 13.1	17. FELDER, D.J.-JSU	Jr	30	49	98	147	4.9
18. SMITH, Reggie-EIU	Jr	26	99	29	113	340 13.1	18. WARNER, Angelo-MOR	Jr	33	54	103	157	4.8
19. LIABO, Mike-UTM	Sr	24	104	52	34	294 12.3	19. JENKINS, Blake-BEL	Sr	32	52	100	152	4.8
20. STEWART, Donivine-SIUE	So	31	132	43	71	378 12.2	20. MANN, JJ-BEL	Sr	33	14	142	156	4.7
21. TRIGGS, Will-APSU	Sr	30	124	0	115	363 12.1							
22. ARRINGTON, Brent-MOR	So	33	123	43	99	388 11.8							
23. CHAMBERLAIN, Reece-BEL	Jr	28	98	20	104	320 11.4							
24. WILLIAMS, Brian-JSU	Sr	29	113	23	76	325 11.2							
25. RHETT, M.J.-TSU	Jr	29	112	0	91	315 10.9							
26. CALDWELL, Dwan-TTU	Jr	33	137	0	80	354 10.7							
27. OGBE, Dennis-TTU	Sr	33	128	9	85	350 10.6							
28. SAMARRIPPAS, Jeremia-TTU	Sr	33	112	60	61	345 10.5							
29. NEWELL, Marshun-UTM	Jr	31	108	26	82	324 10.5							
30. WINDLER, Drew-BEL	Sr	33	112	74	34	332 10.1							

FIELD GOAL PCT						ASSISTS			
	CI	G	FGM	FGA	Pct.		CI	G	No. Avg/G
1. JACKSON, Keaton-SIUE	Jr	31	111	150	.740	1. NUTT, Lucas-SEMO	Sr	32	191 6.0
2. STUTZ, Eric-EKU	Jr	33	105	160	.656	2. SMITH, Damarius-APSU	Jr	25	139 5.6
3. BRADDS, Evan-BEL	Fr	32	109	168	.649	3. PAYNE, Cameron-MUR	Fr	29	159 5.5
4. WILLIAMS, Jarvis-MUR	Jr	29	149	235	.634	4. CHAMBERLAIN, Reece-BEL	Jr	28	150 5.4
5. OGBE, Dennis-TTU	Sr	33	128	210	.610	5. STOREY, Kareem-MOR	Jr	31	157 5.1
6. HORTON, Chris-APSU	So	30	163	274	.595	6. SAMARRIPPAS, Jeremia-TTU	Sr	33	158 4.8
7. TRIGGS, Will-APSU	Sr	30	124	217	.571	7. STEWART, Donivine-SIUE	So	31	139 4.5
8. STONE, Tyler-SEMO	Sr	30	223	410	.544	8. COSEY, Glenn-EKU	Sr	33	139 4.2
9. RHETT, M.J.-TSU	Jr	29	112	207	.541	9. MILLER, Patrick-TSU	Sr	30	123 4.1
10. CALDWELL, Dwan-TTU	Jr	33	137	254	.539	10. WILLIAMS, Brian-JSU	Sr	29	101 3.5
11. LEWIS, Marcus-EKU	Sr	33	126	239	.527	11. NEWELL, Marshun-UTM	Jr	31	107 3.5
12. FELDER, D.J.-JSU	Jr	30	100	190	.526	12. SMITH, Reggie-EIU	Jr	26	85 3.3
13. CLEVELAND, Antonius-SEMO	Fr	32	107	204	.525	13. BRADSHAW, Craig-BEL	Jr	32	100 3.1
14. BLANFORD, Sherman-EIU	Sr	30	155	299	.518	14. WARNER, Angelo-MOR	Jr	33	100 3.0
15. BRADSHAW, Craig-BEL	Jr	32	170	331	.514	15. WALDEN, Corey-EKU	Jr	33	98 3.0

**2013-14 Ohio Valley Conference
INDIVIDUAL BASKETBALL STATISTICS
Through games of Mar 08, 2014 (All games)**

FREE THROW PCT	CI	G	FTM	FTA	Pct.
1. BETRAN, Travis-APSU	Sr	30	107	122	.877
2. MANN, JJ-BEL	Sr	33	124	143	.867
3. COSEY, Glenn-EKU	Sr	33	148	176	.841
4. WALDEN, Corey-EKU	Jr	33	129	155	.832
5. WARNER, Angelo-MOR	Jr	33	172	208	.827
6. SMITH, Terence-UTM	Jr	31	125	152	.822
7. NUTT, Lucas-SEMO	Sr	32	80	98	.816
8. MOSS, Jeffery-MUR	So	29	84	105	.800
9. BRADSHAW, Craig-BEL	Jr	32	91	115	.791
10. STEWART, Donivine-SIUE	So	31	71	90	.789
11. MILLER, Patrick-TSU	Sr	30	208	268	.776
12. BRADLEY, Jarekious-SEMO	Jr	32	97	125	.776
13. STUTZ, Eric-EKU	Jr	33	68	88	.773
14. CHAMBERLAIN, Reece-BEL	Jr	28	104	136	.765
15. PAYNE, Cameron-MUR	Fr	29	99	132	.750

3-POINT FG PCT	CI	G	3FG	FGA	Pct.
1. WINDLER, Drew-BEL	Sr	33	74	157	.471
2. WILTZ, Maurice-SIUE	Jr	30	48	106	.453
3. SMITH, Terence-UTM	Jr	31	60	137	.438
4. COSEY, Glenn-EKU	Sr	33	110	259	.425
5. WILLIAMS, Orlando-EKU	Sr	33	49	116	.422
6. JOHNSON, Tarius-EKU	Sr	33	35	83	.422
7. FIELDS, Dexter-MUR	Sr	29	62	149	.416
8. MITCHEM, Undra-JSU	Fr	31	40	99	.404
9. MANN, JJ-BEL	Sr	33	82	204	.402
10. DAVIS, Kris-SIUE	Jr	29	35	89	.393
11. BRADSHAW, Craig-BEL	Jr	32	55	141	.390
12. MOSS, Jeffery-MUR	So	29	50	130	.385
13. STEWART, Donivine-SIUE	So	31	43	115	.374
14. BRADLEY, Jarekious-SEMO	Jr	32	75	201	.373
15. NOBLES, Jacquan-TSU	Sr	24	29	79	.367

BLOCKED SHOTS	CI	G	No.	Avg/G
1. HORTON, Chris-APSU	So	30	92	3.1
2. JACKSON, Keaton-SIUE	Jr	31	65	2.1
3. STONE, Tyler-SEMO	Sr	30	46	1.5
4. WILLIAMS, Jarvis-MUR	Jr	29	43	1.5
5. HUNTER, Jamal-JSU	Jr	31	45	1.5
6. CARTER, Ladon-TTU	Jr	31	38	1.2
7. CALDWELL, Dwan-TTU	Jr	33	33	1.0
8. RHETT, M.J.-TSU	Jr	29	29	1.0
9. TAYLOR, Myles-UTM	Jr	28	27	1.0
10. BRADLEY, Jarekious-SEMO	Jr	32	30	0.9
11. JOHNSON, Nino-SEMO	Jr	30	28	0.9
12. PIOTROWSKI, Luke-EIU	So	30	26	0.9
13. WINDLER, Drew-BEL	Sr	33	28	0.8
14. OGBE, Dennis-TTU	Sr	33	27	0.8
15. COOK, Nick-JSU	Sr	31	25	0.8

STEALS	CI	G	No.	Avg/G
1. WALDEN, Corey-EKU	Jr	33	73	2.2
2. MANN, JJ-BEL	Sr	33	69	2.1
3. ARRINGTON, Brent-MOR	So	33	64	1.9
4. WARNER, Angelo-MOR	Jr	33	63	1.9
5. MILLER, Patrick-TSU	Sr	30	49	1.6
6. STEWART, Donivine-SIUE	So	31	50	1.6
7. LEWIS, Marcus-EKU	Sr	33	53	1.6
8. PAYNE, Cameron-MUR	Fr	29	45	1.6
9. SAMARRIPPAS, Jeremia-TTU	Sr	33	46	1.4
10. CHILDS, Justin-UTM	Sr	31	43	1.4
11. NEWELL, Marshun-UTM	Jr	31	42	1.4
12. STOREY, Kareem-MOR	Jr	31	40	1.3
13. CHAMBERLAIN, Reece-BEL	Jr	28	36	1.3
14. SMITH, Damarius-APSU	Jr	25	32	1.3
15. COSEY, Glenn-EKU	Sr	33	42	1.3

3-POINT FG MADE	CI	G	3FG	Avg/G
1. COSEY, Glenn-EKU	Sr	33	110	3.3
2. BETRAN, Travis-APSU	Sr	30	75	2.5
3. MANN, JJ-BEL	Sr	33	82	2.5
4. BRADLEY, Jarekious-SEMO	Jr	32	75	2.3
5. WINDLER, Drew-BEL	Sr	33	74	2.2
6. LIABO, Mike-UTM	Sr	24	52	2.2
7. FIELDS, Dexter-MUR	Sr	29	62	2.1
8. PAYNE, Cameron-MUR	Fr	29	60	2.1
9. SMITH, Terence-UTM	Jr	31	60	1.9
10. SAMARRIPPAS, Jeremia-TTU	Sr	33	60	1.8
11. MOSS, Jeffery-MUR	So	29	50	1.7
12. BRADSHAW, Craig-BEL	Jr	32	55	1.7
13. WARNER, Angelo-MOR	Jr	33	54	1.6
14. WILTZ, Maurice-SIUE	Jr	30	48	1.6
15. WILLIAMS, Orlando-EKU	Sr	33	49	1.5

ASSIST/TURNOVER RATIO	CI	G	Ast.	T/O	Ratio
1. NUTT, Lucas-SEMO	Sr	32	191	71	2.7
2. STEWART, Donivine-SIUE	So	31	139	62	2.2
3. COSEY, Glenn-EKU	Sr	33	139	63	2.2
4. WILLIAMS, Brian-JSU	Sr	29	101	47	2.1
5. CHAMBERLAIN, Reece-BEL	Jr	28	150	75	2.0
6. PAYNE, Cameron-MUR	Fr	29	159	96	1.7
7. SAMARRIPPAS, Jeremia-TTU	Sr	33	158	100	1.6
8. STOREY, Kareem-MOR	Jr	31	157	107	1.5
9. SMITH, Damarius-APSU	Jr	25	139	96	1.4
10. NEWELL, Marshun-UTM	Jr	31	107	78	1.4
11. MILLER, Patrick-TSU	Sr	30	123	100	1.2
12. BRADSHAW, Craig-BEL	Jr	32	100	85	1.2
13. SMITH, Reggie-EIU	Jr	26	85	74	1.1
14. WARNER, Angelo-MOR	Jr	33	100	89	1.1

**2013-14 Ohio Valley Conference
INDIVIDUAL BASKETBALL STATISTICS
Through games of Mar 08, 2014 (All games)**

OFFENSIVE REBOUNDS	Cl	G	No.	Avg/G
1. POSTHUMUS, Chad-MOR	Sr	33	141	4.3
2. WILLIAMS, Jarvis-MUR	Jr	29	112	3.9
3. HORTON, Chris-APSU	So	30	100	3.3
4. RHETT, M.J.-TSU	Jr	29	87	3.0
5. BLANFORD, Sherman-EIU	Sr	30	89	3.0
6. FAIRELL, Jonathan-MUR	Jr	29	79	2.7
7. CALDWELL, Dwan-TTU	Jr	33	88	2.7
8. STONE, Tyler-SEMO	Sr	30	73	2.4
9. OGBE, Dennis-TTU	Sr	33	80	2.4
10. TAYLOR, Myles-UTM	Jr	28	66	2.4
11. JOHNSON, Nino-SEMO	Jr	30	63	2.1
12. COOK, Nick-JSU	Sr	31	64	2.1
13. HUNTER, Jamal-JSU	Jr	31	62	2.0
14. CARTER, Ladon-TTU	Jr	31	60	1.9
15. JACKSON, Keaton-SIUE	Jr	31	56	1.8

DEFENSIVE REBOUNDS	Cl	G	No.	Avg/G
1. STONE, Tyler-SEMO	Sr	30	211	7.0
2. POSTHUMUS, Chad-MOR	Sr	33	222	6.7
3. WILLIAMS, Jarvis-MUR	Jr	29	189	6.5
4. HORTON, Chris-APSU	So	30	185	6.2
5. RHETT, M.J.-TSU	Jr	29	178	6.1
6. BLANFORD, Sherman-EIU	Sr	30	150	5.0
7. BRADLEY, Jarekious-SEMO	Jr	32	153	4.8
8. MANN, JJ-BEL	Sr	33	142	4.3
9. EUBANKS, Kennedy-TSU	Jr	29	118	4.1
10. TAYLOR, Myles-UTM	Jr	28	111	4.0
11. JOHNSON, Nino-SEMO	Jr	30	118	3.9
12. FAIRELL, Jonathan-MUR	Jr	29	109	3.8
13. TRIGGS, Will-APSU	Sr	30	109	3.6
14. WALDEN, Corey-EKU	Jr	33	114	3.5
15. OGBE, Dennis-TTU	Sr	33	112	3.4

MINUTES PLAYED	Cl	G	No.	Avg/G
1. MILLER, Patrick-TSU	Sr	30	1132	37.7
2. COSEY, Glenn-EKU	Sr	33	1193	36.2
3. MOSS, Jeffery-MUR	So	29	1013	34.9
4. MANN, JJ-BEL	Sr	33	1152	34.9
5. WARNER, Angelo-MOR	Jr	33	1148	34.8
6. STONE, Tyler-SEMO	Sr	30	1005	33.5
7. BETRAN, Travis-APSU	Sr	30	997	33.2
8. WILLIAMS, Jarvis-MUR	Jr	29	962	33.2
9. WILLIAMS, Brian-JSU	Sr	29	951	32.8
10. RHETT, M.J.-TSU	Jr	29	947	32.7

**2013-14 Ohio Valley Conference
Conference Team Highs
Through games of Mar 01, 2014 (All games)**

TEAM HIGHS (highest totals made by)

Points	120	Morehead State vs South Dakota (12/19/13)
	118	Southeast Missouri vs Central Baptist (11/11/13)
	118	Southeast Missouri vs Murray State (03/01/14)
Margin	69 (114-45)	Eastern Kentucky vs Warren Wilson Col. (11/13/13)
	62 (118-56)	Southeast Missouri vs Central Baptist (11/11/13)
Field goals made	45	Southeast Missouri vs Central Baptist (11/11/13)
	44	Morehead State vs South Dakota (12/19/13)
	44	Southeast Missouri vs Murray State (03/01/14)
Field goal attempts	86	Morehead State vs Mid-Continent (11/09/13)
	83	Tennessee Tech vs Hillsdale College (12/19/13)
	83	Morehead State vs Asbury College (12/30/13)
Field goal percentage	.723 (34-47)	Morehead State vs Chattanooga (11/28/13)
	.698 (37-53)	Austin Peay vs Dalton State (12/30/13)
3-Pt FG made	20	Eastern Kentucky vs Warren Wilson Col. (11/13/13)
	17	Southeast Missouri vs Central Baptist (11/11/13)
	17	Morehead State vs South Dakota (12/19/13)
	17	Belmont at Southeast Missouri (01/09/14)
	17	Eastern Kentucky at Austin Peay (02/22/14)
3-Pt FG attempts	39	Eastern Kentucky vs Warren Wilson Col. (11/13/13)
	37	Belmont at North Carolina (11/17/13)
3-Pt percentage	.700 (7-10)	SIUE at UT Martin (01/25/14)
	.700 (7-10)	Austin Peay vs Eastern Illinois (02/13/14)
Free throws made	40	Morehead State vs Marshall (11/17/13)
	37	Eastern Illinois vs Eastern Kentucky (01/02/14)
Free throw attempts	65	Morehead State vs Marshall (11/17/13)
	52	Belmont at Lipscomb (11/08/13)
Free throw percentage	1.000 (9-9)	Eastern Kentucky at Wisconsin (12/14/13)
	.944 (17-18)	Jacksonville State at Austin Peay (01/23/14)
Rebounds	66	Morehead State vs Asbury College (12/30/13)
	56	Southeast Missouri vs Mid-Continent (11/22/13)
	56	Tennessee State vs Fisk University (12/15/13)
Assists	34	Eastern Kentucky vs Warren Wilson Col. (11/13/13)
	32	Morehead State vs South Dakota (12/19/13)
Steals	24	Eastern Kentucky vs Warren Wilson Col. (11/13/13)
	20	Tennessee Tech vs Indiana-Kokomo (11/21/13)
	20	Tennessee Tech vs Hillsdale College (12/19/13)
Blocked shots	13	Austin Peay vs Southern Illinois (11/19/13)
	11	UT Martin vs Jackson State (11/22/13)
	11	Tennessee Tech at UT Martin (02/20/14)
Turnovers	24	Morehead State at Southern Miss (12/04/13)
	23	SIUE at Arkansas (11/08/13)
Fouls	34	Tennessee State vs Morehead State (01/25/14)
	33	Tennessee State vs Lipscomb (11/18/13)

**2013-14 Ohio Valley Conference
Conference Individual Highs
Through games of Mar 01, 2014 (All games)**

INDIVIDUAL PLAYER GAME HIGHS

Points	40	KELLY, Drew (Morehead State) vs South Dakota (12/19/13)
	38	MILLER, Patrick (Tennessee State) at Morehead State (02/27/14)
Field goals made	15	STONE, Tyler (Southeast Missouri) at SIUE (02/06/14)
	14	KELLY, Drew (Morehead State) vs South Dakota (12/19/13)
Field goal attempts	24	PAYNE, Cameron (Murray State) at Valparaiso (11/08/13)
	24	MILLER, Patrick (Tennessee State) vs Western Michigan (11/11/13)
	24	MILLER, Patrick (Tennessee State) vs Morehead State (01/25/14)
Field goal percentage	1.000 (10-10)	LANGFORD, Josh (Southeast Missouri) vs Belmont (01/09/14)
	1.000 (9-9)	WILLIAMS, Jarvis (Murray State) at Eastern Kentucky (01/08/14)
3-Pt FG made	10	COSEY, Glenn (Eastern Kentucky) at Eastern Illinois (01/02/14)
	8	KELLY, Drew (Morehead State) vs South Dakota (12/19/13)
	8	COSEY, Glenn (Eastern Kentucky) at Austin Peay (02/22/14)
3-Pt FG attempts	15	BETRAN, Travis (Austin Peay) vs CS Northridge (11/22/13)
	14	MANN, JJ (Belmont) at North Carolina (11/17/13)
3-Pt percentage	.833 (10-12)	COSEY, Glenn (Eastern Kentucky) at Eastern Illinois (01/02/14)
	.833 (5-6)	WILTZ, Maurice (SIUE) vs Central Michigan (12/07/13)
	.833 (5-6)	GAITHER, Jordan (Tennessee State) vs Eastern Kentucky (01/23/14)
Free throws made	15	CALDWELL, Dwan (Tennessee Tech) at Morehead State (03/01/14)
	15	SMITH, Reggie (Eastern Illinois) at SIUE (03/01/14)
Free throw attempts	18	SMITH, Reggie (Eastern Illinois) vs Eastern Kentucky (01/02/14)
	17	SMITH, Reggie (Eastern Illinois) at Northwestern (11/09/13)
	17	TURNER, Bakari (Morehead State) vs Marshall (11/17/13)
	17	RACKLEY, Darion (Jacksonville State) vs Dalton State (11/22/13)
	17	DYSON, Ed (Austin Peay) vs Eastern Illinois (02/13/14)
	17	SMITH, Reggie (Eastern Illinois) at SIUE (03/01/14)
Free throw percentage	1.000 (15-15)	CALDWELL, Dwan (Tennessee Tech) at Morehead State (03/01/14)
	1.000 (14-14)	MOSS, Jeffery (Murray State) vs UT Martin (01/05/14)
	1.000 (12-12)	STOREY, Kareem (Morehead State) at Eastern Illinois (01/04/14)
	1.000 (12-12)	WALDEN, Corey (Eastern Kentucky) at Belmont (01/25/14)
	1.000 (11-11)	COSEY, Glenn (Eastern Kentucky) at Morehead State (01/11/14)
	1.000 (10-10)	NEWELL, Marshun (UT Martin) vs Rochester College (11/15/13)
	1.000 (10-10)	COSEY, Glenn (Eastern Kentucky) vs Alabama A&M (11/19/13)
	1.000 (10-10)	WARNER, Angelo (Morehead State) at Eastern Kentucky (02/08/14)
	1.000 (10-10)	BETRAN, Travis (Austin Peay) vs SIUE (02/15/14)
	1.000 (8-8)	CHAMBERLAIN, Reece (Belmont) vs Indiana State (11/14/13)
	1.000 (8-8)	JOHNSON, Tarius (Eastern Kentucky) vs Alabama A&M (11/19/13)
	1.000 (8-8)	HARRIS, Jay (Tennessee State) at Tennessee (11/22/13)
	1.000 (8-8)	WARNER, Angelo (Morehead State) vs Eastern Kentucky (01/11/14)
	1.000 (8-8)	BRADDS, Evan (Belmont) at UT Martin (01/11/14)
	1.000 (8-8)	SMITH, Terence (UT Martin) vs Belmont (01/11/14)
	1.000 (8-8)	ARRINGTON, Brent (Morehead State) vs Southeast Missouri (01/16/14)
	1.000 (8-8)	STUTZ, Eric (Eastern Kentucky) vs Jacksonville State (01/18/14)
	1.000 (8-8)	OGBE, Dennis (Tennessee Tech) vs Southeast Missouri (01/18/14)
	1.000 (8-8)	BETRAN, Travis (Austin Peay) vs Tennessee Tech (01/25/14)
	1.000 (8-8)	POSTHUMUS, Chad (Morehead State) at Tennessee State (01/25/14)
	1.000 (8-8)	JOHNSON, Tarius (Eastern Kentucky) vs UT Martin (01/30/14)
	1.000 (8-8)	CHAMBERLAIN, Reece (Belmont) at Tennessee Tech (02/01/14)
	1.000 (8-8)	OLDHAM, Dee (UT Martin) at Eastern Illinois (02/06/14)
	1.000 (8-8)	BETRAN, Travis (Austin Peay) vs Eastern Illinois (02/13/14)
	1.000 (8-8)	BLANFORD, Sherman (Eastern Illinois) at Murray State (02/15/14)
	1.000 (8-8)	BETRAN, Travis (Austin Peay) at UT Martin (03/01/14)
Rebounds	20	POSTHUMUS, Chad (Morehead State) vs Asbury College (12/30/13)
	19	RHETT, M.J. (Tennessee State) at Belmont (02/13/14)
Assists	16	STOREY, Kareem (Morehead State) vs South Dakota (12/19/13)
	15	STOREY, Kareem (Morehead State) vs Mid-Continent (11/09/13)

Steals	6	WALDEN, Corey (Eastern Kentucky) at Morehead State (01/11/14)
	6	STEWART, Donivine (SIUE) at Eastern Illinois (02/01/14)
Blocked shots	8	HORTON, Chris (Austin Peay) vs UT Martin (01/02/14)
	7	HORTON, Chris (Austin Peay) vs Southern Illinois (11/19/13)
	7	TAYLOR, Myles (UT Martin) vs Jackson State (11/22/13)
	7	HUNTER, Jamal (Jacksonville State) vs SIUE (01/09/14)
Turnovers	8	MILLER, Patrick (Tennessee State) at Illinois State (12/19/13)
	8	CHAMBERLAIN, Reece (Belmont) vs Eastern Kentucky (01/25/14)